



# 2019 Community Health Needs Assessment

Mercy Health - Urbana Hospital

Adopted by the Mercy Health - Springfield Board of Trustees, Oct. 2, 2019

Mercy Health - Springfield has been committed to the communities it serves for more than 150 years. This long-standing commitment has evolved intentionally, based on our communities' most pressing health needs.

Every three years we evaluate those needs through a comprehensive Community Health Needs Assessment (CHNA) process. The most recent assessments, completed by Mercy Health – Springfield and community leaders, include quantitative and qualitative data that guide both our community benefit and strategic planning.

The following document is a detailed CHNA for Mercy Health – Springfield, which includes Mercy Health - Springfield Regional Medical Center and Mercy Health - Urbana Hospital. As a system, Mercy Health - Springfield, through the work of our two hospitals, is dedicated to our mission of extending the compassionate ministry of Jesus by improving the health and well-being of our communities and bringing good help to those in need, especially people who are poor, dying and underserved. We strive to meet the health needs of our community.

Mercy Health has responded to community health needs as part of a three-year strategic plan that concludes in 2021. In recent years, Mercy Health has invested in building and renovating hospitals and ambulatory facilities to serve patients and communities in Ohio and Kentucky.


*As part of Bon Secours Mercy Health, the fifth-largest Catholic health system in the U.S., we contribute nearly \$2 million per day in community benefit services as we carry out our Mission of extending care to the poor and under-served.*

Mercy Health – Springfield has identified the greatest needs in our community. This ensures our resources for outreach, prevention, education and wellness are directed toward opportunities where the greatest impact can be realized. Please read the

document's introduction below to better understand the health needs that have been identified.

Written comments regarding the health needs that have been identified in the current CHNA should be directed to <https://www.mercy.com/global/about-us/contact-mercy-health>.

*“For more than 150 years, Mercy Health - Springfield has provided the high-quality, compassionate and advanced care,” said Adam Groshans, President, Mercy Health – Springfield. “Since our founding, we have remained agile to respond to the ever-changing needs of our community.”*



## Table of contents

### **INTRODUCTION**

Community served by hospital

Information and data considered in identifying potential need

### **PROCESS AND METHODS**

Process for Gathering and Analyzing Data/Information

1. External sources
2. Other sources
3. Collaborating partners

Community Input

1. Use of community input
2. Organizations providing input

### **EXECUTIVE SUMMARY**

Significant health needs


1. Health Risk Prevention & Healthy Living
2. Chronic Disease
3. Behavioral Health, (Mental Health, Addiction & Trauma)
4. Maternal/Infant Health, Healthy Births & Infant Mortality
5. Access to Care

### **PRIORITIZED HEALTH NEEDS**

1. Health Risk Prevention & Healthy Living
2. Behavioral Health, (Mental Health, Addiction & Trauma)
3. Chronic Disease: With Specific focus on Congestive Heart Failure, COPD, Diabetes, Cancer (with focus on Breast, Lung & Bronchial, Prostate)
4. Access to Care
5. Maternal/Infant Health, Healthy Births & Infant Mortality

### **RESOURCES AVAILABLE**

### **PROGRESS ON 2016 CHNA**



## Introduction

### **COMMUNITY SERVED BY HOSPITAL**

T.R. §1.501(r)-3(b)(1)(i) and (3)

Urbana Hospital, a critical access hospital, is in the city of Urbana. Urbana Hospital identified its “community served” as residents of ZIP code 43078 and contiguous ZIP code areas in Champaign County. These areas are represented by the following ZIP Codes: 43009, 45389, 43044, 43047, 43060, 43070, 43072, 43078, 43083, and 43084.

Champaign County is home to the city of Urbana and Urbana University. Access to care is an issue here as in many rural counties, with low numbers of primary care, mental health, and dental providers. The suicide rate and the number of poor mental health days are higher than the U.S. and Ohio rates and getting worse. Although the physical activity rate is high, it is slowly decreasing. The rate of adult obesity is lower than the Ohio and U.S. rate.

From a population perspective, Champaign County has an older adult population with primary age demographics ranging from 25 – 85+ with a significant population over the age of 50. Primary demographics in this community are primarily White, Non-Hispanic at 93%, Married at 55% and again 55% of the population having a family.

### **INFORMATION AND DATA CONSIDERED IN IDENTIFYING POTENTIAL NEED**

T.R. §1.501(r)-3(b)(1)(ii) and (5)

Information and data sources: federal, state or local health or other departments or agencies; community input

<b>Public health departments (T.R. §1.501(r)-3(b)(5)(i)(a))</b>	<b>Date of data/information</b>
Champaign County Health Department	June 2018

<b>At-risk populations (T.R. §1.501(r)-3(b)(5)(i)(b))</b>	<b>Date of data/information</b>
Champaign County Family YMCA	May 2019
Champaign County Drug-Free Youth Coalition	May 2019
North Lewisburg County Representation	May 2019
United Way of Clark, Champaign & Madison Counties	May 2019

## Process and methods

### **PROCESS FOR GATHERING AND ANALYZING DATA/INFORMATION**

T.R. §1.501(r)-3(b)(6)(ii)

#### **Process and methods to conduct the community health needs assessment:**

T.R. §1.501(r)-3(b)(6)(ii)

##### *Regional Community Health Needs Assessment*

Urbana Hospital participated in a regional Community Health Needs Assessment (CHNA) process coordinated by the Champaign County CHNA Stakeholder Group (“Stakeholder Group” or “Group”). The Stakeholder Group assembled a team which included the Champaign Co. Health Department, Champaign County YMCA, Champaign County Drug Free Youth Coalition and Mercy Health Urbana Hospital. In May 2018, a community forum and data survey collected input from Community Members regarding the health status and top health needs of the community.

Here for reference is an overview of the Regional CHNA process and methods for collecting data. This information was included in the Champaign County MAPP process as detailed below:

For the collaborative design, the process for gathering primary data, and the process for identifying, collecting, interpreting, and analyzing secondary data, the consultants referenced numerous methods for both qualitative and quantitative data. The consultants sought data that reflected recent as well as emerging issues by people who lived in the hospitals’ service areas, with attention to vulnerable populations and social determinants of health. Secondary data provided information about demographics, health conditions, and health-related issues as of 2016. Primary data reflected the opinions and attitudes of individuals and agencies motivated to attend a meeting or complete a survey. Their passion and level of interest is helpful to hospitals who are contemplating future programs that depend on community support. While not designed to be statistically representative of all 3.3 million residents of the region, there was often remarkable alignment among the top 5-10 priorities from meetings, individual surveys, agency surveys, and health departments.

Here is a brief description of the activities and tools utilized most often:

- Analysis of priorities to identify areas of consensus from all data sources
- Communication by email and letter to past and prospective meeting attendees
- Community meetings that included a visual, interactive, and collective multi-voting exercise (3 dots) to identify the top three priorities of residents
- Community Need Index (See Appendix D for more information.)

- Comparison of most frequent topics by geographic area and across data source (i.e., community meeting participant or survey response from individual, agency, or health department)
- Consultation with topic experts (i.e., epidemiology, air quality, public health)
- Design and feedback meetings with hospital and health department representatives
- Discourse analysis to categorize and analyze key concepts and topics in all collected responses
- Geographic Information System (GIS) mapping program to identify compelling data and represent data visually
- Marketing materials for hospitals, health departments, and meeting hosts to use or adapt to their needs
- Meeting sites, with refreshments, in convenient locations that were welcoming, accessible, and perceived as community asset or resource
- Online databases for researching accurate and reliable data
- Oversampling with vulnerable populations and the general public, including focus groups, use of interpreters and translators, and surveys administered one-to-one in person and via tablet at events
- Proofreading at least twice of secondary data entry for accuracy and consistency
- Regular communication with hospital and health department representatives
- Review of reports and publications on health, and health-related, topics
- Scripts, handouts, and supplemental resource materials provided to trained facilitators and scribes
- Shared data at meetings in form of County Snapshots and Community Need Index maps
- Standard set of stakeholder questions (for individual, agency, meeting, health department)
- SurveyMonkey (Gold) for tracking responses at meetings, from interviews, or on surveys, and use of feature to create custom tags for each response
- Tabulation of responses by geographic area, region-wide and for immigrants, children, and urban residents
- Team approach with diverse consultants
- Training, in person and via webinar, for CHNA Team, health departments, hospitals, and nonprofits interested in facilitating and scribing for supplemental meetings to target sub-populations or subcounty geographic areas. This ensured consistent facilitation, process, and recording of meeting comment and priorities.
- Trend analysis that considered local data measures worse than state and/or U.S. measures and/or trending worse than prior years
- Word count to determine frequent categories and to identify dominant topic within a category (e.g., how many times 'heroin' was mentioned within 'Substance abuse' category)

The Champaign County CHNA Stakeholder Group leveraged Mobilizing for Action through Planning and Partnerships (MAPP) process to identify top priorities. The MAPP process is a community-driven strategic planning tool for improving community health. Facilitated by public health leaders, this tool helps communities apply strategic thinking to prioritize public health issues and identify resources to address them. MAPP is an interactive process

that can improve the efficiency, effectiveness, and ultimately the performance of local public health systems.

#### *Youth Data Survey*

Additionally, in partnership, Champaign County Completed a Search Institute Survey - Collecting Youth Data from the schools to identify youth risk. The survey was distributed as a joint effort with the Champaign County Family and Children First Council (CCFCFC). Every other student received the Search Institute Survey. Schools that participated included Triad High School, Triad Middle School, Urbana High School, Urbana Middle School, West Liberty High School and West Liberty Middle School.

#### *Champaign Co. Health Department Data*


Champaign Co. Health Department provided data to identify local health needs from current data: hospital discharge data (ICD10 data grouped into different health topics), demographic data (pulled from Census API), market potential data, food access data, school data, birth data, death data, cancer data and infectious disease data.

With the help of the Community Health Leadership committee in Champaign County and at the direction of the Champaign County Health Commissioner we were able to identify 3 top health needs: Chronic Disease, Behavioral Health and Health Risk Prevention. After further review of both the regional data, provided by Greater Dayton Area Hospital Association (GDAHA), and local data pulled by the Champaign County Epidemiologist, it appeared like additional significance should be added to the initial list. As such, Maternal/Infant Health, Healthy Births & Infant Mortality and Access to Care were added to the significant health needs.

Thus, the top 5 significant health needs for Champaign County were identified as:

1. Health Risk Prevention & Healthy Living
2. Chronic Disease
3. Behavioral Health, (Mental Health, Addiction & Trauma)
4. Maternal/Infant Health, Healthy Births & Infant Mortality
5. Access to Care

#### **External sources**

- Ohio Department of Education (ODE)
  - Ohio Department of Health (ODH)
  - Springfield Regional Medical Center
  - U.S. Census American Community Survey (ACS)
  - U.S. Department of Agriculture (USDA)
- 



### **Collaborating partners**

The hospital collaborated with the following organizations as part of the process of conducting the needs assessment:

- Champaign County CHNA Stakeholder Group
- Champaign County Family and Children First Council (CCFCFC)
- Champaign County Health District
- Memorial Health
- Champaign County YMCA
- United Way of Clark, Champaign & Madison Counties
- Early Childhood Education Center
- Champaign County Suicide Coalition
- Local Law Enforcement
- Champaign County Fire & Rescue (& EMS)
- Champaign County Board of Developmental Disabilities
- Wright State University
- TCN Behavioral Health Services

### **Other sources**

- Development Services Agency
- Center for Disease Control
- SHA
- Factfinder
- Robert Wood Johnson CHR
- CHR
- Ohio Jobs & Family Services

### **Community input**


T.R. §1.501(r)-3(b)(6)(iii)

No written comments were received on the previously completed CHNA.

On May 16, 2018, a community forum and data survey collected input from community members regarding the health status and top health needs of the community.

### **Summary of the Priorities from Community Meeting on May 16, 2018:**


The Champaign Health District did a great job of getting the word out to the general public and setting up the meeting room at the Champaign County YMCA in Urbana. Attendees explained that the CNI map was not completely accurate from their perspective, because it didn't consider the challenge of transportation in the most rural areas, and the ZIP Code level scores didn't reflect three pockets of high need: south of Urbana, the mobile home community, and North Lewisburg. This useful feedback demonstrates the value of sharing data with members of the community. Twenty people contributed votes to identify a total of five priorities. Below are the topics receiving at least 5% of votes: Substance abuse, e.g.





addiction epidemic 11 votes 25.6% Transportation 10 votes 23.3% Kindergarten readiness 5 votes 14.0% Senior Center 4 votes 9.3% Mental health 3 votes 7.0%

Below are the most frequent responses from individual consumers, living in Champaign County, who completed a survey in June 2018. Three people participated. Respondents all answered the question, "Given the health issues facing the community, which ones would be your top priorities?" They mentioned six health and/or health-related issues of particular concern to them. The following issues that received more than 5% of all mentions: Substance abuse 3 votes 33.3% Healthy food/Nutrition 2 votes 33.3% Obesity 1 vote 16.7% Care for children 1 vote 16.7%



## Organizations providing input

Organization providing input	Nature and extent of input	Medically under-served, low-income or minority populations represented by organization
Champaign County Health Department	CHNA Analysis and Facilitator	Community-at-large
Community Health Foundation	CHNA Community Meetings	Community-at-large
TCN Behavioral Health Services	CHNA Community Meetings	Mental health; behavioral and addiction counseling for individuals in need.
Champaign Residential Services, Inc. (CRSI)	CHNA Community Meetings	Individuals with Disabilities
Champaign Co. Family & Children First Council (CCFCFC)	CHNA Community Meetings	Community-at-large
Mental Health, Drug & Alcohol Services Board of Logan & Champaign Counties (MHDAS)	CHNA Community Meetings	Those with mental health issues
Urbana Family Medicine & Pediatrics	CHNA Community Meetings	Children with behavioral health issues
Suicide Prevention Coalition of Logan & Champaign Counties	CHNA Community Meetings	Those with mental health issues
United Way of Clark, Champaign & Madison Counties	CHNA Community Meetings	Community-at-large
Urbana City Schools	CHNA Community Meetings & YRBSS	Low-income; racial & ethnic minorities; children
Champaign Family YMCA	CHNA community meetings	Community-at-large
Mercy Health, Urbana Hospital	CHNA Community Meetings	Local Healthcare Provider
Memorial Health	CHNA Community Meetings	Local Healthcare Provider

## Executive summary: Significant health needs

T.R. §1.501(r)-3(b)(4)

In August of 2019, Mercy Health, Community Health Manager and Champaign County Epidemiologist collaborated after a community health leadership meeting to align on significant health needs for Champaign County due to delays in the Champaign County CHNA process. It is likely the Champaign County CHNA will not be complete until December of 2019. In reviewing the preliminary data sources as described above these are the preliminary identified the following Significant Health Needs:

### **HEALTH RISK PREVENTION & HEALTHY LIVING**

Chronic diseases can be greatly decreased by an increased focus on healthy weight, healthy eating and healthy activity. We identify healthy behaviors as contributors to positive mental health, as well.

#### **Capacity and adequacy of service levels**

- Obesity in Champaign County is at 24%
- Smoking in Champaign County is at 19%
- Physical Inactivity is 27%


#### **Current service providers**

- Urbana Family Medicine & Pediatrics
- Mercy Health, Urbana Hospital
- Mercy Health, Primary & Specialty Care Providers in Urbana
- Mercy Health, Urbana, Walk-In Clinic
- Champaign County YMCA
- Mercy Health, Urbana, REACH Services

### **CHRONIC DISEASE: WITH SPECIFIC FOCUS ON CONGESTIVE HEART FAILURE, COPD, DIABETES, CANCER (BREAST, LUNG & BRONCHIAL, PROSTATE)**

Chronic disease needs are served by increasing access to primary care physicians and providing coordinated care, education, support, and chronic disease management programs.

#### **Capacity and adequacy of service levels**

- Primary Care Physicians are 6500:1
  - Physical inactivity is 42%
  - Diabetes deaths are higher than state and national averages
  - Heart Disease, COPD and Cancer among leading causes of death
- 

**Current service providers**

- Urbana Family Medicine & Pediatrics
- Mercy Health, Urbana Hospital
- Mercy Health, Primary & Specialty Care Providers in Urbana
- Mercy Health, Urbana, Walk-In Clinic

**BEHAVIORAL HEALTH (MENTAL HEALTH, ADDICTION & TRAUMA)**

Mental Health, Addiction and Trauma are served by providing coordinated care, education, support and programs that promote and enable healthy behaviors. Substance Abuse (Addiction) is served through treatment and prevention programs.

**Capacity and adequacy of service levels**

- Mental Health providers 1026:1
- Suicide and number of poor mental health days are greater than OH & US averages.

**Current service providers**

- Urbana Family Medicine & Pediatrics
- Mercy Health Urbana Hospital, Senior Behavioral Health Unit
- Mental Health, Drug & Alcohol Services Board of Logan & Champaign Counties (MHDAS)
- Suicide Prevention Coalition of Logan & Champaign Counties
- TCN Behavioral Health Services


**MATERNAL/INFANT HEALTH, HEALTHY BIRTHS & INFANT MORTALITY**

Springfield Regional Medical Center via Urbana Hospital provides support in the realm of Maternal & Infant Health through our Birthing Center in Clark & Champaign County and our primary Care Providers.

**Capacity and adequacy of service levels**

- Infant mortality rate is 9.3, higher than the state average.
- Primary Care physicians are 6500:1
- In 2018 15.8% of Champaign County women continued to smoke while pregnant
- In 2018 13.4% of Champaign County women delivered babies pre-term.
- In 2018 nearly 10% of babies born to Champaign County women were low birth weight babies.

**Current service providers**

- Urbana Family Medicine & Pediatrics
  - Mercy Health, Urbana Hospital
  - Mercy Health, Primary & Specialty Care Providers in Urbana
  - Mercy Health, Urbana, Walk-In Clinic
- 

## **ACCESS TO CARE**

With the critical health issues experienced by the Champaign County community and the rural nature of their community, access to care is a critical issue.

### **Capacity and adequacy of service levels**

- Primary Care Physicians are 6500:1
- Dentists are 2770:1
- Mental health providers are 1026:1

### **Current service providers**

- Urbana Family Medicine & Pediatrics
- Mercy Health, Urbana Hospital
- Mercy Health, Primary & Specialty Care Providers in Urbana
- Mercy Health, Urbana, Walk-In Clinic

### **Prioritized health needs**


As was noted above, we segmented each health need into its own category and area of focus in our previous strategy and approach to the CHNA. What we have found though, is the close connection and overlap some health needs have and their relationship to wellness. So, in our strategy and execution, we hope to see a greater shift by recognizing the cause and effect of certain health needs and outcomes.

Urbana Hospital will also participate in a Community Health Needs Assessment Strategy group, for internal review and ongoing strategy of these items below to ensure regular and ongoing discussion on these prioritized health needs, as well as strategy for how to impact them. These particular areas of Prioritized health needs have been selected because of their focus on prevention of more critical, long-term health issues and their cross-cutting factors.

For the top 5 significant needs presently identified, Mercy Health took time to meet with the Champaign County Epidemiologist to review local survey data, regional CHNA data, county, statewide and national data to compare and evaluate where we are in Champaign County, in Comparison. Additionally, we were looking at, and prioritizing cross-cutting measures that are proven contributors to critical community health needs. Based on this approach, we have prioritized according to the list below.

## **HEALTH RISK PREVENTION & HEALTHY LIVING**

Chronic health issues continue to affect our community. Out of the top 10 causes of death in Champaign County, the majority are Chronic Disease and may even be preventable with a shift in community culture in partnership with prevention programs. We will focus on ways we can help to decrease things that cause greater risk to health such as obesity while increasing and reinforcing healthy behaviors like physical activity and healthy eating.



### **BEHAVIORAL HEALTH (MENTAL HEALTH, ADDICTION & TRAUMA)**

At Urbana Hospital, we are defining behavioral health as issues affecting an individual's physical health due to trauma, mental health or addiction. Addiction, or substance use disorder, is continuing to be one of the community challenges in Champaign County. We will focus on ways we can help to improve individual's behavioral health by addressing their issues with substance use disorder, mental health and/or trauma.

### **CHRONIC DISEASE: WITH SPECIFIC FOCUS ON CONGESTIVE HEART FAILURE, COPD, DIABETES, CANCER (BREAST, LUNG & BRONCHIAL, PROSTATE)**

As was noted above, chronic health issues are a significant portion of our top 10 causes of death in Champaign County. We will focus on ways we can help to improve the health outcomes of those already suffering with a chronic disease, with specific focus on heart failure, diabetes and COPD. With our focus on cancer, specifically bronchial, lung, breast and prostate, it is our goal to detect earlier to improve the health outcomes of individuals suffering in these areas.

### **MATERNAL/INFANT HEALTH, HEALTHY BIRTHS & INFANT MORTALITY**


In recent years, it has been noted in our birthing statistics that pre-term, low birth weight and overall infant mortality in the first year of life are high in Champaign County. Additionally, birth rates among teen ages 15 – 17 in Champaign County are higher than the state average. While the data pool here can be somewhat limited, Urbana Hospital has some ability to help improve outcomes of Moms and Babies in Champaign County through earlier intervention during pregnancy. Coupled with our focus on improving women's health in Champaign County, as well as the opportunities to impact women's health in a primary care setting, we strive to deliver healthy babies in our birthing center and improve maternal and infant health in Champaign County.

### **ACCESS TO CARE**

With the significant health needs we are seeing in Champaign County, particularly in the areas of Chronic Disease and prevention of greater health risk, we will focus on continuously providing better access to Emergency, Specialty and Primary care throughout Champaign County.

### **Resources available**

The existing healthcare facilities and other resources within the community that are available to meet the prioritized needs are listed below for each need:



### **HEALTH RISK PREVENTION & HEALTHY LIVING**

- Mercy REACH, Urbana – Delivery resources like addiction prevention education, smoking cessation and tobacco education.
- Mercy Health Walk-in Clinic, Urbana
- Diabetic Education Classes through Urbana Hospital
- Urbana Family Medicine & Pediatrics
- Champaign Co. Family & Children First Council (CCFCFC)
- Second Harvest Food Pantry & Caring Kitchen
- Mercy Health Primary & Specialty Care Physicians
- Springfield Regional Occupational Health Services – Assisting business owners by providing much needed health oversight for their workforce. Keeping employees healthy and active.
- Mercy Health – Urbana Hospital

### **BEHAVIORAL HEALTH (MENTAL HEALTH, ADDICTION & TRAUMA)**

- Mercy Health, Urbana Senior Behavioral Unit
- The Mental Health & Recovery Board of Champaign & Logan Counties
- Wellspring counseling services, family and school programming support
- TCN Behavioral Health Services
- Urbana Family Medicine & Pediatrics
- Suicide Prevention Coalition
- Mental Health, Drug & Alcohol Board of Logan & Champaign Counties
- Mercy REACH, Urbana


### **CHRONIC DISEASE CANCER (SPECIFIC FOCUS ON BRONCHIAL & LUNG AND BREAST & PROSTATE) HEART FAILURE, DIABETES, COPD**

- Springfield Regional Cancer Center
- The Mercy Health Walk-in Clinic, Urbana
- Mercy Health, Mobile Mammography
- Mercy Health, Urbana Emergency Cardiovascular Support Services
- Mercy Health Primary & Specialty Care Physicians
- Mercy Health, Urbana Diabetes Support Program
- Mercy Med Assist

### **MATERNAL/INFANT HEALTH, HEALTHY BIRTHS & INFANT MORTALITY**

- Springfield Regional Medical Center's Birthing Center
- Urbana Family Medicine & Pediatrics
- Mercy Health Primary & Specialty Care Physicians
- The Mercy Health Walk-in Clinic, Urbana
- Mercy REACH smoking cessation program

### **ACCESS TO CARE**

- Urbana Family Medicine & Pediatrics
  - Mercy Health Primary & Specialty Care Physicians
  - The Mercy Health Walk-in Clinic, Urbana
- 



- Mercy Health, Mobile Mammography
- CTS - Champaign Transit System




## Progress on Health Priorities Identified in the 2016 Health Needs Assessment

### MENTAL HEALTH

Initiative	Impact
Senior Behavioral Health Unit	In November of 2018, Mercy Health, Urbana Hospital opened a 10-bed unit which cares for older adults experiencing an acute mental health crisis. The Unit's staffing includes a nurse practitioner and a psychiatrist. The Unit serves approximately 200 patients annually.
Urbana Family Medicine & Pediatrics	Urbana Family Medicine & Pediatrics are continuing to adjust to meet the needs of the community. Initially, this practice shifted to accommodate both family medicine & pediatrics for parents and children who needed to be seen. There are also mental health professionals available including a licensed Psychologist and a licensed social worker.

### HEALTHY LIVING

Initiative	Impact
Walk Across Champaign	Starting in the fall of 2019, WAC is a county-wide physical activity initiative with the goal to prevent progression of sedentary lifestyle, mental health and chronic diseases. Engaging our community members to come together to achieve this goal, is just a bonus! Anyone living in Champaign county can take part in the program. Each time a community member submits a log they will be entered into a prize drawing at the end. Schools in Champaign County are also encouraged to join in. A cash prize will be awarded to the school with the most points.
Diabetes Expo, Champaign County.	Educational event promoting wellness and controlled management of diabetes. Through the Clark & Champaign County Diabetes Association, with partnership from Mercy Health Employees.
5,2,1,0	Partnership with the Champaign County YMCA and the local schools to manage dietary wellness and standards for the schools and their after-school programs.



## SUBSTANCE ABUSE

Initiative	Impact
Mercy REACH	<p>Continued Substance Abuse and recovery support for patients in Champaign County.</p> <p>In 2019, Marcy Ivory at Mercy Reach has completed more than 19 school speaking events at more than 7 local schools about education events surrounding drug, alcohol, tobacco risks and cessation.</p> <p>Marcy Ivory, Kevin Griggs (Respiratory Services Supervisor) and Dr. Soumya Neravetla also completed 5 school vaping education sessions at 4 local schools in Clark &amp; Champaign Counties.</p> <p>In 2018 Marcy Completed more than 6 education sessions at local schools.</p>
Champaign County Drug Free Coalition	<p>Mercy Health representatives serve as members on the local Drug Free coalition, working to collectively improve outcomes as well as prevention of substance use.</p> <p>Objectives Achieved:            Drug Takeback Days            Narcan Training            Data Cube Monitoring of Mercy Health Physicians (Internal Mercy Health Tool) prescribing Opiates and Community Opiate Burden</p>

## YOUNG CHILD WELLNESS

Initiative	Impact
GoNoodle Plus	<p>Mercy Health Purchased GoNoodle Plus for all elementary schools in Champaign County. GoNoodle is a mindfulness and movement tool teachers can leverage as part of their daily curriculum in the classroom. The following elementary schools in Champaign County utilized GoNoodle for the 2018-2019 school year: Triad, Urbana City Schools, Mechanicsburg Exempted Village and Graham Local Schools. Clark and Champaign Counties collectively have 40 schools, 251 teachers are leveraging GoNoodle in the classroom. 5,128 students completed 321,980 new minutes of physical activity and mindfulness in the 2019 – 2020 school year. In Clark and Champaign Counties 5,128 students completed 321,980 new minutes of physical activity and mindfulness in the 2019 – 2020 school year.</p>
Urbana Family Medicine & Pediatrics	<p>Urbana Family Medicine &amp; Pediatrics are continuing to adjust to meet the needs of the community. Initially, this practice shifted to accommodate both family medicine &amp; pediatrics for parents and children who needed to be seen. There are also mental health professionals available including a licensed Psychologist and a licensed social worker.</p>