



2022 Community Health Needs Assessment

Institute for Orthopaedic Surgery (IOS)

2022 Community Health Needs Assessment

Institute for Orthopaedic Surgery

Adopted by the Institute for Orthopaedic Surgery
Governing Board,
November 14, 2022

As a ministry of which St. Rita's Medical Center, LLC and Institute of Orthopaedic Surgery are members, Bon Secours Mercy Health has been committed to the communities it serves for nearly two centuries. This long-standing commitment has evolved intentionally, based on our communities' most pressing health needs.

Every three years we evaluate those needs through a comprehensive Community Health Needs Assessment (CHNA) process. The most recent assessments, completed by St. Rita's Medical Center, LLC community partners, include quantitative and qualitative data that guides both our community investment, community benefit, and strategic planning. The following document is a detailed CHNA for Institute of Orthopaedic Surgery, which was performed as part of the Mercy Health- St. Rita's Medical Center, LLC CHNA.

Mercy Health is dedicated to our Mission of extending the compassionate ministry of Jesus by improving the health and well-being of our communities and by bringing good help to those in need, especially people who are poor, dying, and underserved.

Mercy Health – St. Rita's Medical Center and Institute of Orthopaedic Surgery have identified the greatest needs in our community. This ensures our resources for outreach, prevention, education and wellness are directed toward opportunities where the greatest impact can be realized.

Written comments regarding the health needs that have been identified in the current CHNA should be directed to Director-Community Health, Tyler Smith, tssmith1@mercy.com.

**Institute for Orthopaedic
Surgery**

801 Medical Dr. B
Lima, OH 45804

(419) 224-7586

www.ioshospital.com



Table of Contents

Executive Summary 4

Mission and Values 6

Process and Methods 9

Community Input..... 16

Significant Community Identified Health Needs 23


Prioritization of Health Needs 34

Resources Available to Meet Prioritized Needs 37

Progress on Health Priorities Identified in the 2019-2021
Community Health Needs Assessment 39

Appendix 40

Board Approval 69



Executive Summary

Overview

The Institute for Orthopaedic Surgery (IOS) is an accredited specialty hospital designed specifically to meet the orthopaedic and musculoskeletal needs of patients and their families. As a facility that focuses exclusively on orthopaedics, IOS distinguishes themselves as a specialty hospital, accredited by the Joint Commission. IOS encompasses 12 inpatient beds, state-of-the-art surgical facilities for inpatient and outpatient surgeries, laboratory services, EKG's, x-rays, educational clinics, Pre-Admission testing clinics, superior physical and occupational rehabilitation services and a clinical/medical team that is a leader in innovative orthopedic care delivery.

The work of the Community Health Needs Assessment (CHNA) demonstrates how IOS in collaboration with Mercy Health- St. Rita's Medical Center works with the community and public health partners to assess specific community health needs and develop effective strategies for improving the health of our communities. Through our focused assessment, residents and stakeholders identify the greatest health needs in each of our communities.

The existing healthcare facilities and other resources within the community that are available to meet the prioritized needs are listed below for each identified significant health need.

Significant Health Needs

1. Chronic Disease Management
2. Substance Abuse
3. Mental Health
4. Maternal/Infant Health
5. Diabetes
6. Housing
7. Provider Access
8. Preventive Screenings
9. Transportation
10. Smoking/Tobacco Cessation
11. Medication Access
12. K-12 Readiness/Success
13. Obesity
14. Cancer
15. Food Access/Insecurity



Prioritized Health Needs

1. Chronic Disease
2. Substance Abuse
3. Mental Health
4. Maternal/Infant Health
5. Cross- Cutting Factor: Access
6. Cross- Cutting Factor: Healthy Behaviors
7. Cross Cutting Factor: Housing/Community Conditions

Resources Available

The existing healthcare facilities and other resources within the community that are available to meet the prioritized needs are listed below for each identified significant health need.

Feedback

Written comments regarding the health needs that have been identified in the current CHNA should be directed to Director- Community Health, Tyler Smith, tssmith1@mercy.com.

Feedback can also be submitted via a survey link for IOS at:

<https://www.ioshopsital.com/orthopaedics/communityHealthNeedsAssessment.aspx>

Feedback can also be submitted via a survey link for Mercy Health Hospitals at:

<https://www.mercy.com/about-us/mission/giving-back/community-health-needs-assessment>



Our Mission

Our mission is to extend the compassionate ministry of Jesus by improving the health and well-being of our communities and bring good help to those in need, especially people who are poor, dying and underserved.

Our Vision

Inspired by God's hope for the world, we will be a ministry where associates want to work, clinicians want to practice, people seek wellness and communities thrive.

Our Values

Human Dignity

We commit to upholding the sacredness of life and being respectful and inclusive of everyone.

Integrity

We commit to acting ethically and modeling right relationships in all of our individual and organizational encounters.

Compassion

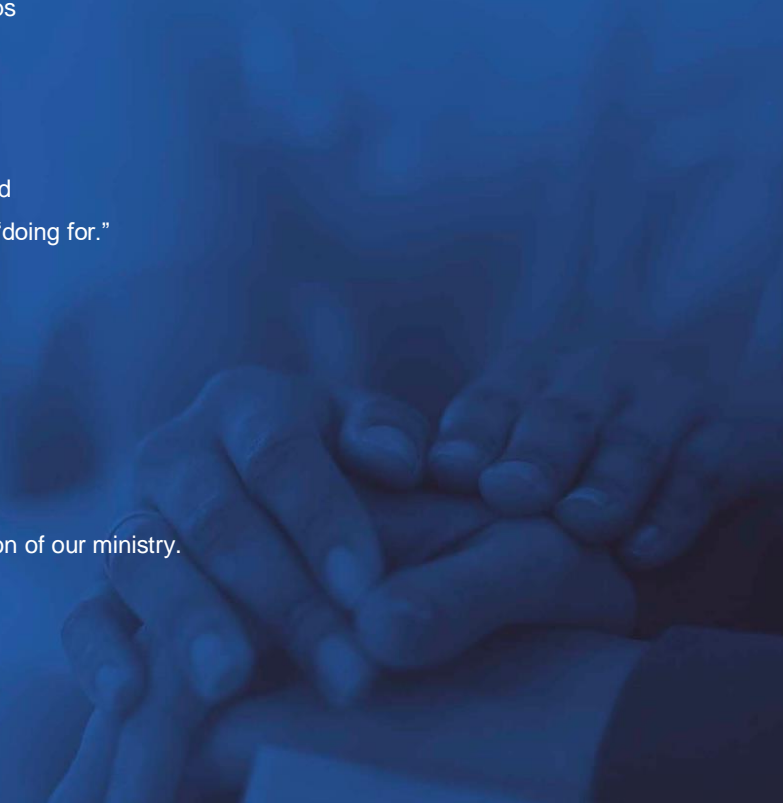
We commit to accompanying those we serve with mercy and tenderness, recognizing that "being with" is as important as "doing for."

Stewardship

We commit to promoting the responsible use of all human and financial resources, including Earth itself.

Service

We commit to providing the highest quality in every dimension of our ministry.



Facilities Description

Institute for Orthopaedic Surgery (IOS) is a 12-bed, specialty hospital designed specifically to meet the orthopaedic and musculoskeletal needs of their patients and their families. IOS is a specialty hospital, therefore does not provide all the services of a full-service hospital. Specifically, IOS does not operate an emergency department. Institute for Orthopaedic Surgery is majority owned by Mercy Health- St. Rita's Medical Center, LLC, a member of Mercy Health. Practitioners maintain minority interest in West Center Ohio Group, Ltd., doing business as "Institute for Orthopaedic Surgery".

Community Served by the Hospital

The community served by this hospital is defined as the counties within the primary service area containing the residential address for equal to or greater than 75% of the patients discharged during the most recently completed calendar year for which data is available at the beginning of the community health needs assessment process.

Geographic Identifiers: Allen County, Auglaize County, and Putnam County Ohio.

Community served by the hospital was defined as the primary service area: Allen County, Auglaize County, and Putnam County. Patient data indicates that 80% of persons served at Institute for Orthopaedic Surgery (IOS) reside in the primary service area, based upon the county of residence of discharged inpatients during 2020. The Institute for Orthopaedic Surgery community served also includes Mercy County which has similar identified needs.

The population size of Allen County is 102,808 residents, Auglaize County has a population of 45,709 residents, and Putnam County has a population of 33,836 residents. The median age of the Allen County population is 39.4 years of age, median age for Auglaize County is 40.4 years of age, and median age for Putnam County is 40.2 years of age.



Allen County	Auglaize County	Putnam County
45801	45819	45830
45802	45865	45831
45804	45869	45837
45805	45870	45844
45806	45871	45848
45807	45884	45853
45808	45885	45856
45809	45888	45864
45817	45895	45875
45820	45896	45876
45833		45877
45850		45893
45854		
45887		



**INSTITUTE FOR
ORTHOPAEDIC SURGERY**

Northwest Ohio's Premier Orthopaedic Hospital

Process and Methods

Process and methods to conduct the community health needs assessment

As part of the community health needs assessment (CHNA) process, many community stakeholders from Allen, Auglaize, and Putnam counties came together to create one county-level community health assessment (CHA) for each of their respective counties. As a result, these partnerships have resulted in less duplication, increased collaboration, and sharing of resources. Therefore, the data for this CHNA was obtained from the 2021 Allen County CHA, 2021 Putnam County CHA and 2019 Putnam County CHA, as these large, comprehensive documents contain data including but not limited to: access to health care, health behaviors, chronic disease, social determinants of health, minority health (Allen County) and health inequities, such as disparities to income. Data from the Putnam, Allen, and Auglaize Counties was used for comparison purposes is included in the Appendix to this CHNA.

This community health needs assessment (CHNA) was cross-sectional in nature and included a written survey of adults within Allen, Auglaize, and Putnam Counties, as well as youth within Allen and Auglaize Counties. While Allen and Auglaize counties collect county-level youth health data, Putnam County does not. However, the Putnam County Task Force, does collect health data for individual grade levels using the PRIDE survey, which Mercy Health financially supports in addition to being a member of the task force.

From the beginning, community leaders were actively engaged in the planning process and helped define the content, scope, and sequence of the study. Active engagement of community members throughout the planning process is regarded as an important step in completing a valid CHNA.

Instrument Development

One adult survey instrument was designed for this study. As a first step in the design process, health education researchers from The University of Toledo and staff members from the Hospital Council of Northwest Ohio (HCNO) met to discuss potential sources of valid and reliable survey items that would be appropriate to assess the health status and health needs of adults. The investigators decided to derive the majority of the adult survey items from the BRFSS. This decision was based on being able to compare local data with state and national data.

The project coordinator from The Hospital Council of Northwest Ohio conducted a series of meetings with the Allen County Community Health Assessment Committee. During these meetings, HCNO and the Allen County Community Health Assessment Committee reviewed and discussed banks of potential survey questions from the BRFSS. Based on the input from the Allen County Community Health Assessment Committee, the project coordinator composed a draft survey containing 115 items for the adult survey. Institutional Review Board (IRB) approval is granted to HCNO from Advarra in Columbia, Maryland.



**St. Rita's Medical Center
CHNA Prioritization
Meeting
March 30, 2022**

Sampling | Adult Survey

Allen County

The sampling frame for the adult survey consisted of adults ages 19 and older living in Allen County. There were an estimated 77,203 people ages 19 and older living in Allen County. To ensure the sample size was representative of Allen County it was determined that at least 266 adults in the general population were needed to be surveyed.

The random sample of mailing addresses of adults from Allen County was obtained from Melissa Data Corporation in Rancho Santa Margarita, California. Surveys were mailed in September 2021 and returned through November 2021.

Auglaize County

The sampling frame for the adult survey consisted of 380 adults ages 19 and over living in Auglaize County. Investigators conducted a power analysis to determine what sample size was needed to ensure a 95% confidence level with a corresponding margin of error or 5%.

Putnam County

The first component of the project, a community survey, consisted of a random sample telephone survey of Putnam County households. This method was used to ensure representativeness of the adult population and to warrant statistical validity. The final sample size was 400 which resulted in an overall sampling error of +/- 5% within a 95% confidence level. The survey questions focused on the following areas: community needs and social determinants, access to care, mental health and substance abuse, healthy living, vaccinations, chronic disease, housing, safety and transportation.

Sampling | Adolescent Survey

Allen County

458 Allen County students ranging from 7th through 12th grade (age 12 or older) participated in the free, voluntary, web-based Ohio Healthy Youth Environments Survey. Superintendents and principals are solicited to have their schools complete the survey; they select the grades and percentage of students in those grades to participate.

Auglaize County

Youth in grades 6-12 in Auglaize County public school districts were used as the sampling frame for the adolescent survey. Using the U.S. Census Bureau data, it was determined that approximately 4,753 youth ages 12 to 18 years old live in Auglaize County. A sample size of 356 was needed to ensure a 95% confidence interval with a corresponding 5% margin of error. Students were randomly selected and surveyed in the schools.

Putnam County

In total, 1,149 students were surveyed for the Putnam County Pride Survey broken down into 4 different grade levels, 313 (27.2%) 6th graders, 319 (27.8%) 8th graders, 305 (26.5%) 10th graders, and 212 (18.5%) 12th graders. Male students made up 608 (54.1%) of students surveyed, and females made up 515 (45.9%) of students surveyed.

Procedure – Adult Survey

Allen County

Prior to mailing the survey, the project coordinator mailed an advance letter to 2,000 adults in Allen County, this advance letter was printed on Allen County Community Health Assessment Committee stationery and signed on behalf of the group by Kathy Luhn, Health Commissioner, Allen County Public Health. The letter introduced the county health assessment project and informed readers that they may be randomly selected to receive the survey, The letter also explained that the respondents' confidentiality would be protected, and it encouraged the readers to complete and return the survey promptly if they were selected.

Six weeks following the advance letter, a mailing procedure was implemented to maximize the survey return rate. The mailing included a personalized, hand signed cover letter (on Allen County Community Health Assessment Committee stationery). The letter was signed on behalf of the group by Brandon Fischer, Health Commissioner, Allen County Public Health. The mailing also included the questionnaire, a self-addressed stamped return envelope, and a \$2 incentive, which were all included in a large blue envelope. Surveys returned as undeliverable were not replaced with another potential respondent.

The response rate for the general population was 14% (n=281: CI=± 5.84). This return rate and sample size means that the responses in the health assessment should be representative of the entire county.

Auglaize County

Prior to mailing the survey, an advanced letter was mailed to 1,200 adults in Auglaize County. This advanced letter was personalized, printed on Auglaize County Health Department letterhead, and signed by Oliver Fisher, Health Commissioner of Auglaize County Health Department. The letter introduced the county health assessment project and informed the readers that they may be randomly selected to receive the survey. The letter also explained that the respondents' confidentiality would be protected and encouraged the readers to complete and return the survey promptly If they were selected.

Three weeks following the advance letter, a three-wave mailing procedure was implemented to maximize the survey return rate. The initial mailing included a personalized hand signed cover letter (on Auglaize County Health Department letterhead) describing the purpose of the study, a questionnaire, a self-addressed stamped return envelope, and a \$2 incentive. Approximately three weeks after the first mailing, a second wave mailing included another personalized cover letter encouraging them to reply, another copy of the questionnaire, and another reply envelope. A third wave postcard was sent three weeks after the second wave mailing. Surveys returned as undeliverable were not replaced with another potential respondent.

Of the 1,200 adults who were mailed a survey, 46% or 522 adults completed and mailed the survey back ensuring that the response rate was representative of the entire county. The response rate of the mailing was 46%. This return rate and sample size means that the responses in the health assessment should be representative of the entire county.

Putnam County

The Center for Marketing and Opinion Research (CMOR) was selected by Putnam County Health Department to conduct data collection and analysis for the CHA through three project components. The first phase is explained in sampling above. The second phase of the project, Secondary Data Analysis, consisted of reviewing and analyzing secondary data sources to identify priority areas of concern when compared to survey data. CMOR gathered and compiled health and demographic data from various sources. The sources of data are outlined in the Research Methodology section of this report.

The third and final phase, consisted of collecting qualitative data to provide some contextual information to the primary and secondary data outlined above. The qualitative data includes a Community Leader survey which consisted of an on-line survey completed by 19 community leaders with knowledge of and experience in community health related issues.

When available, data was compared to previous years' information and other geographic areas such as Ohio or the United States. Analysis included survey data and health and demographic data. After compiling and analyzing the data from all three components, CMOR identified five priority health needs for the county.

Procedure – Adolescent Survey

Allen County

The Ohio Healthy Youth Environments Survey (OHYES) is a youth health survey offered by the Ohio Department of Mental Health and Addiction Services, Ohio Department of Health, and Ohio Department of Education. OHYES was administered to Allen County youth in grades 7-12 in 2021. HCNO obtained data through the Ohio Department of Mental Health and Addiction Services through a data use and confidentiality agreement. The results of the survey reflect students' responses from the middle schools and high schools that voluntarily participated.

Auglaize County

The survey was approved by all participating superintendents. Schools and grades were randomly selected. Each student in that grade had to have an equal chance of being in the class that was selected, such as general English or Health class. Classrooms were chosen by the school principal. Passive permission slips were mailed home to parents of any student whose class was selected to participate. The response rate was 84% (n=405; CI=± 4.66).

Data analysis

Individual responses were anonymous. Only group data was available. All data were analyzed by health education researcher at the University of Toledo using Statistical Product and Service Solutions 26.0 (SPSS). Crosstabs were used to calculate descriptive statistics for the data presented in this report. To be representative of Allen County, the adult data collected was weighted by age, gender, race, and income using Census data. Multiple weightings were created based on this information to account for different types of analyses.

External sources

- 2021 Allen County Health Needs Assessment
- 2022-2024 Auglaize County Community Health Improvement Plan
- 2019 Auglaize County Health Needs Assessment
- 2021 Putnam County Community Health Assessment
- 2021-2022 Putnam County Youth Pride
- 2022 Mercy Health Community Advocacy & Diversity Outreach Coordinator Place-Based HNA Data
- 2021 Activate Allen County Block Party Survey Data
- 2022 Metopio Data
- 2022 Ohio Department of Health State Needs Assessment



Collaborating partners

The hospital collaborated with the following organizations as part of the process of conducting the needs assessment:

- Activate Allen County
- Allen County Board of Developmental Disabilities
- Allen County Public Health
- Apollo Career Center
- Auglaize County Board of developmental Disabilities
- Auglaize County Commissioners
- Auglaize County Council on Aging
- Auglaize County Family and Children First Council
- Auglaize County Head Start
- Auglaize County Health Department
- Auglaize County Job and Family Services
- Auglaize County Juvenile Court
- Blanchard Valley Health System, Putnam County
- Bradford Community Center
- Crime Victim Services
- Grand Lake Health Systems
- Hancock, Hardin, Wyandot and Putnam Community Action Commission, Putnam County
- Health Partners of Western Ohio
- Heartbeat of Lima
- Lima Area Black Ministerial Alliance
- Lima Memorial Health System
- Mental Health & Recovery Services Board of Allen, Auglaize, Hardin County
- Mental Health, Alcohol, Drug & Addiction Recovery Board- Putnam Co.
- Mercy Health, St. Rita's Medical Center, LLC
- New Bremen Local Schools, Auglaize County
- Ohio Northern University
- Ottawa Glandorf Schools
- Pathways Counseling Center, Inc., Putnam County
- Putnam County Council on Aging
- Putnam County Family and Children First Council
- Putnam County Health Department
- Putnam County Homecare and Hospice
- Putnam County Office of Public Safety
- Putnam County Schools
- Putnam County YMCA
- The City of Lima
- The Leipsic Community Center
- The Mental Health, Alcohol and Drug Addiction Recovery Board of Putnam County
- The Ohio State University, Lima Campus
- United Way of Auglaize County
- United Way of Greater Lima
- United Way of Putnam County
- Urban Impact Development Group
- Wapakoneta City Schools
- Waynesfield-Goshen Local Schools
- West Ohio Community Action Partnership
- West Ohio Food Ban

Other sources

This CHNA took into account three large, comprehensive county documents that included primary and secondary data from multiple sources. Those sources are as follows:

- 2021 Allen County Health Risk & Community Needs Assessment
- 2022-2024 Auglaize County Community Health Improvement Plan
- 2021 Putnam County Community Health Assessment
- 2021-2022 Putnam County Youth Pride Survey grades 6 through 12
- 2022 Mercy Health Community Advocacy & Diversity Outreach Coordinator Place-Based HNA Data
- 2021 Activate Allen County Block Party Survey Data
- 2022 Metopio Data
- American Cancer Society, Cancer Facts and Figures 2021
- American Diabetes Association, 2018
- Ohio Drug Overdose Data
- Behavioral Risk Factor Surveillance System (BRFSS)
- Business Analyst, Delorme map data
- Centers for Disease Control and Prevention WONDER Environmental Data
- Centers for Disease Control and Prevention Data
- County Health Rankings
- Dartmouth Atlas of Health Care
- Feeding America
- FCC Broadband Availability Comparison Tool
- Healthy People 2030
- Healthy Policy Institute of Ohio
- HRSA Area Resource File
- Kids Count Data Center
- National Center for Health Statistics/ Census Bureau
- National Center for Chronic Disease Prevention and Health Promotion
- Ohio Automated Rx Reporting System (OARRS)
- Ohio Department of Education
- Ohio Department of Health Data Warehouse
- Ohio Department of Health, STD Surveillance
- Ohio Department of Job and Family Services
- Ohio Department of Public Safety
- Ohio Development Services Agency, Ohio County Profiles
- Ohio Housing Finance Agency (OHFA)
- Ohio Department of Youth Services
- Ohio Mental Health and Addiction Services
- Public Children Services Association of Ohio (PCSAO)
- Uniform Crime Reporting- FBI
- U.S. Census Bureau- American Fact Finder, American Community Survey
- U.S. Department of Agriculture (USDA)
- U.S. Department of Commerce; National Technical Information Service

Community Input

No written comments were received on the previously completed CHNA.

Input from members of the community was obtained through various methods for each county. Question selection meetings, questionnaires, rough draft meetings, community data release events, and written comments from community stakeholders were the main methods of collecting community feedback. Committee members expressed their opinions, needs, services or specific health-related topics while choosing certain questions to ask on the adult and adolescent questionnaires. The committee requested secondary data and correlations at rough draft meetings.

Questions and written comments from the public were received at the community data release event from the community stakeholder perceptions worksheet.

Information and Data Considered in Identifying Potential Need

Information and data sources: federal, state or local health or other departments or agencies; community input

Public health departments	Date of data/information
Allen County Public Health	2021/County Health Assessment Data
Auglaize County Health Department	2019/ County Health Assessment Data
Putnam County Health Department	2021/ County Health Assessment Data

At-risk populations	Date of data/information
Activate Allen County	2021/ Allen County Community Health Assessment Data
Alcohol and Drug Addiction Recovery Board of Putnam County	2021/ Putnam County Community Health Assessment Data
Allen East Local Schools	2021/ Allen County OHYES! Survey
Auglaize County Board of Developmental Disabilities	2019/ Auglaize County Community Health Assessment Data
Auglaize County Commissioners	2019/ Auglaize County Community Health Assessment Data
Auglaize County Council on Aging	2019/ Auglaize County Community Health Assessment Data
Auglaize County Family & Children First	2019/ Auglaize County Community Health Assessment Data
Auglaize County Head Start	2019/ Auglaize County Community Health Assessment Data
Auglaize County Job and Family Services	2019/ Auglaize County Community Health Assessment Data
Auglaize County Juvenile Court	2019/ Auglaize County Community Health Assessment Data
Bath Local Schools	2021/ Allen County OHYES! Survey
Blanchard Valley Health System	2021/ Putnam County Community Health Assessment Data
Coleman Services of Auglaize	2019/ Auglaize County Community Health Assessment Data
Delphos City Schools	2021/ Allen County OHYES! Survey
Health Partners of Western Ohio	2021/ Allen County Community Health Assessment Data
Family Resource Center of Auglaize County	2019/ Auglaize County Community Health Assessment Data

At-risk populations	Date of data/information
Lima City Schools	2021/ Allen County OHYES! Survey
Lima Memorial Health System	2021/Allen County CHNA; 2021/Putnam County CHNA
Grand Lake Health Systems	2019/Auglaize County Community Health Assessment Data
Mental Health and Recovery Services Board	2021/Allen County CHNA; 2019/Auglaize County CHNA
Pathways Counseling Center, Inc.	2021/ Putnam County Community Health Assessment Data
Putnam County Family and Children First Council	2021/ Putnam County Community Health Assessment Data
Putnam County Homecare and Hospice	2021/ Putnam County Community Health Assessment Data
Putnam County Schools	2021/ Putnam County PRIDE Survey Data
Prevention Awareness Support Services (PASS)	2021/ Allen County Community Health Assessment Data
Ohio State University, Lima Campus	2021/ Allen County Community Health Assessment Data
St. Mary's City Schools	2019/Auglaize County Community Health Assessment Data
St. Rita's Medical Center	2021/ Allen County CHNA; 2021/ Putnam County CHNA; 2021
United Way of Auglaize County	2019/Auglaize County Community Health Assessment Data
United Way of Greater Lima	2021/Allen County Community Health Assessment Data
West Ohio Community Action Partnership	2021/Allen County Community Health Assessment Data
YMCA of Wapakoneta	2019/ Auglaize County Community Health Assessment Data

Community and stakeholder input	Date of data/information
Question Selection Meetings	Allen County - June 23, 2021 Auglaize County - October 4, 2021 Putnam County – October 5, 2021
Questionnaires Mailed to the Community	Allen County - September 1, 2021, to November 30, 2021 Auglaize County - October 27, 2021, to Putnam County - October 20, 2021, to December 8, 2021
Rough Draft Meetings	Allen County - February 23, 2022 Auglaize County -November 22, 2021 Putnam County - April 28, 2022,
Community Data Release Event	Allen County - May 12, 2022 Auglaize County - February 2, 2022 Putnam County - May 12, 2022
Written Comments from the Public	Allen County - May 12, 2022 Auglaize County - February 2, 2022 Putnam County - May 9, 2022
Mercy Health Lima: St. Rita’s Medical Center – CHNA Prioritization Meeting	March 30, 2022
Activate Allen County Block Parties	South Jackson St. Garden - July 24, 2021 Bradfield Community Center - August 14, 2021 St. Rita’s Medical Center - September 18, 2021 MLK Jr. Park - October 2, 2021 Healthy Family Expo - November 20, 2021

Organizations providing input

Organization providing input	Nature and extent of input	Medically under-served, low-income or minority populations represented by organization
Activate Allen County	Member of the 2021 Allen County Community Health Assessment process and assisted in identifying significant health needs/prioritization of health	Many populations, including minority and low-income populations
Allen County Board of Developmental Disabilities	Member of the 2019 Auglaize County Community Health Assessment process	Young adult populations
Allen County Public Health Department	Member of the 2021 Allen County Community Health Assessment process	Many populations, including minority and low-income populations
Apollo Career Center	Member of the 2021 Allen County Community Health Assessment process	Young adult populations
Auglaize County Health Department	Member of the 2019 Auglaize County Community Health Assessment process	Many populations, including low-income populations
Bradfield Community Center	Member of the 2021 Allen County Community Health Assessment process	Many populations, including low-income and minority youth populations
City of Lima	Member of the 2021 Allen County Community Health Assessment process	Many populations
Health Partners of Western Ohio	Member of the 2021 Allen County Community Health Assessment process	Many populations, including minority and low-income populations
Institute of Orthopaedic Surgery	Member of the 2021 Allen County CHNA, 2021 Putnam County CHNA and 2019 Auglaize County CHNA, and assisted in identifying significant health needs/prioritization of health needs	Many populations
Lima Area Black Ministerial Alliance	Member of the 2021 Allen County Community Health Assessment process	Many populations including Families and at-risk Black and Latino youth
Lima Memorial Health System	Member of the Community Health Assessment process for Allen and Putnam County	Medically underserved populations

Organization providing input	Nature and extent of input	Medically under-served, low-income or minority populations represented by organization
Mental Health, Alcohol, Drug & Addiction Recovery Board- Putnam Co	Member of the 2021 Putnam County Community Health Assessment process	Mental illness and addiction populations
Mental Health & Recovery Services Board of Allen, Auglaize, Hardin Counties	Member of the Community Health Assessment process for Allen County, Auglaize County, and Hardin County	Mental illness and addiction populations
Ohio Northern University	Member of the Allen County 2021 Community Health assessment process	Young adult populations
Ohio State University Lima Campus	Member of the Allen County 2021 Community Health Assessment process	Young adult populations
Pathways Counseling Center, Inc	Member of the 2021 Putnam County Community Health Assessment process	Mental illness and addiction populations
Putnam County Council on Aging	Member of the 2021 Putnam County Community Health Assessment Process	Elderly populations
Putnam County Family and Children First Council	Member of the 2021 Putnam County CHNA assessment process	Children and families
Putnam County Health Department	Member of the 2021 Putnam County CHNA assessment process	Many populations, including low-income populations
Putnam County Local Schools	Member of the 2021 Putnam County CHNA assessment process	Children and families
St. Rita's Medical Center	Member of the 2021 Allen County CHNA, 2021 Putnam County CHNA, and assisted in identifying significant health needs/prioritization of health	Medically underserved populations
Putnam County Health Department	Member of the 2021 Putnam County CHNA assessment process	Many populations, including low-income populations

Organization providing input	Nature and extent of input	Medically under-served, low-income or minority populations represented by organization
Putnam County Health Department	Member of the 2021 Putnam County CHNA assessment process	Many populations, including low-income populations
Putnam County Local Schools	Member of the 2021 Putnam County CHNA assessment process	Children and families
St. Rita's Medical Center	Member of the 2021 Allen County CHNA, 2021 Putnam County CHNA, and assisted in identifying significant health needs/prioritization of health	Medically underserved populations
Urban Impact Development Group	Member of the 2021 Allen County Community Health Assessment process	Low-income populations
United Way of Auglaize County	Member of the 2019 Auglaize County Community Health Assessment process	Many populations, including low-income populations
Wapakoneta City Schools	Member of the 2019 Auglaize County Community Health Assessment process	Children and families
West Ohio Food Bank	Member of the 2021 Allen County Community Health Assessment process	Children and families
West Ohio Community Action Partnership (WOCAP)	Member of the 2021 Allen County Community Health Assessment process	Many populations, including low-income populations

Significant Community Identified Health Needs

Social Determinant of Health – Community Level Needs that Impact Health and Wellbeing

Mental Health

Capacity and adequacy of service levels

- Allen County adults reported they and/or a family member were diagnosed with or treated for the following mental health issues: depression (45%), anxiety or emotional problems (30%), an anxiety disorder (25%), alcohol and illicit drug abuse (21%), bipolar (20%), attention deficit disorder (ADD/ADHD) (16%), autism spectrum (12%), developmental disability (11%), post-traumatic stress disorder (PTSD) (11%), psychotic disorder (11%), other trauma (8%), eating disorder (5%), problem gambling (4%), life-adjustment disorder/issue (3%), and some other mental health disorder (13%). Forty-three percent (43%) indicated they or a family member had taken medication for one or more mental health issues.
- Six percent (6%) of Allen County adults have used a program or service to help with depression, anxiety, or other emotional problems for themselves or a loved one. Reasons for not using a program or service to help with depression, anxiety, or emotional problems included the following: Had not thought of it (8%), Other priorities (7%), Stigma of seeking mental health services (6%), Could not afford to go (2%), Did not know how to find a program (1%), Transportation (1%), Took too long to get in to see a doctor (1%), Fear (1%), Could not get to the office or clinic (<1%), Co-pay/deductible was too high (<1%), Other reasons (5%), (74%) indicated this type of program was not needed.

Current service providers or resources

Mercy Health – Lima provides services to ensure access to primary care providers and health insurance coverage. Other service providers in the community include Lima Memorial Health System, Bluffton Hospital, Health Partners of Western Ohio, Joint Township District Memorial Hospital, Mental Health and Recovery Services, West Central Ohio Health Ministries, primary care and specialty care providers.



IOS INSTITUTE FOR ORTHOPAEDIC SURGERY

- A Joint Commission Accredited Orthopaedic Inpatient & Outpatient Surgical Hospital
- Performing Over 5,000 Inpatient & Outpatient Orthopaedic Surgeries Per Year
- A Multi-Specialty Medical Staff with 20 Orthopaedic Surgeons
- Joint Replacement Education Clinic
- Rooms & Care Units Designed to Deliver Orthopaedic Surgical Care
- Convenient Pre-Admission Testing
- Individualized Physical & Occupational Therapy Programs

801 Medical Drive, Suite B
Lima, OH 45804
419-224-7586 | www.iosHospital.com

Housing

Capacity and adequacy of service levels

- In Allen County, 23.8% of households spend 30% or more of income on housing, including both renters and owners, and 10.51% of households in Allen County spend more than 50% of income on housing. In Auglaize County, 15.37% of households spend 30% or more of income on housing, including both renters and owners, and 6.58% of households in Auglaize County spend more than 50% of income on housing. In Putnam County, 15.37% of households spend 30% or more of income on housing, including both renters and owners, and 5.27% of households in Putnam County spend more than 50% of income on housing. (Metopio data)
- 61% of Allen County respondents reported Housing as their first or second most concerned area out of five social determinants of health, the five options being Drug abuse, Healthcare access, housing, transportation, and community violence. (2021 Activate Allen County Block Party Survey)
- Allen County had an eviction rate of 3.8% of renter-occupied households, Auglaize County had an eviction rate of 1.82% of renter-occupied households, and Putnam County had a .99% eviction rate of renter-occupied households. (Metopio data)
- There are numerous organizations and incentives in place to help address housing and other social determinants of health currently, however housing continues to be of high concern for the community. Inadequate housing and homelessness are associated with a wide range of health conditions, including respiratory infections, asthma, lead poisoning, injuries, and mental health concern and there is a lack of services available to help address this.

Current Service providers or resources

Activate Allen County, Local and county government agencies, West Ohio Community Action Partnership (WOCAP), and Allen Metropolitan Housing.

Transportation

Capacity and adequacy of service levels

- In Allen County, six percent (6%) of adults experienced two or more transportation issues. (Allen County CHNA)
- 8.38% of households in Allen County have no available vehicle, 4.54% of households in Auglaize County have no available vehicle, and 2.82% of households in Putnam County have no vehicle available. (Metopio data)
- 5% of Putnam County adults do not own a car. (2021 Putnam County CHNA)
- There are several organizations and programs in place to help address transportation and other social determinants of health, however transportation continues to be a concern in the community. Inability to have regular transportation harms an individual's ability to get to and keep medical appointments, get and keep employment, and access needed resources.

Current service providers or resources

- Mercy Express, Public transportation, transportation services.

Provider Access

Capacity and adequacy of service levels

- 71% of Allen County adults visited a doctor for a routine checkup within the last year (2021 Allen County Health Risk & Community Needs Assessment), 77.5% of Putnam County adults visited a doctor for a routine checkup within the last year (2021 Putnam County Community Health Assessment), and 59% of Auglaize County Adults visited a doctor for a routine checkup within the last year (2022-2024 Auglaize County Community Health Improvement Plan).
- 4% of Allen County adults were uninsured, 9% of Auglaize County adults were uninsured, and 2% of Putnam County adults are uninsured. (Allen, Auglaize, and Putnam CHNAs)
- The ratio of population to primary care physicians in Allen County was 1,470:1, And the ratio of population to primary care physician in Putnam County was 1,780:1 compared to 1,300:1 for Ohio and 1,320:1 in the U.S. (Allen and Putnam County's CHNAs)
- 10.6% of Putnam County survey respondents did not have a primary care provider. (2021 Putnam County CHNA)
- 76.3% of Allen County adults visited a doctor for a routine checkup in the past 12 months, 76.6% of Auglaize County adults visited a doctor for a routine checkup in the past 12 months, and 75.67% of Putnam County adults visited a doctor for a routine checkup in the past 12 months. (Metopio data)
- There is a shortage of primary care providers to adequately address the needs of the communities and it discouraged residents from visiting from visiting and receiving routine checkup care. Routine checkup is an important step that helps prevents the spread of illness and the worsening of chronic disease. There are initiatives currently in place to help address overall access to providers in the community.

Current service providers or resources

Mercy Health – Lima provides services to ensure access to primary care providers and health insurance coverage. Other service providers in the community include Lima Memorial Health System, Bluffton Hospital, Health Partners of Western Ohio, Joint Township District Memorial Hospital, Mental Health and Recovery Services, West Central Ohio Health Ministries, primary care and specialty care providers.

Medication Access

Capacity and adequacy of service levels

- 27% of Allen County adults did not get prescriptions from their doctor filled in the past year, 13% of Allen County adults that did not get their prescriptions filled due to it being “too expensive” and 4% of Allen County adults did not get their prescriptions filled do to “stretching their current prescription by taking less than prescribed”. (2021 Allen County Risk & Community Needs Assessment)
- 8% of Putnam County residents reported that there were healthcare or prescription services that they or a family member needed in the past year that they were unable to get. (2021 Putnam County CHNA)

- 12.69% of Allen County adults had no form of insurance, 11.6% of Auglaize County adults had no form of health insurance, and 12.4% of Putnam County adults had no form of health insurance. (Metopio data)
- There are resources and organization addressing medication access, however there is still a gap between medication needs and medication access. Lack of insurance coverage and high cost of medication both limit the ability of community members to access the medication that they have been prescribed, resulting in worse health outcomes for patients.

Current service providers or resources

Mercy Health – Lima provides services to ensure access to primary care providers and health insurance coverage. Other service providers in the community include Lima Memorial Health System, Bluffton Hospital, Health Partners of Western Ohio, Joint Township District Memorial Hospital, Mental Health and Recovery Services, West Central Ohio Health Ministries, primary care and specialty care providers.

Food Access and Insecurity

Capacity and adequacy of service levels

- In Allen County 14% of residents experience food insecurity, In Auglaize 10% of residents experience food insecurity, and in Putnam County 9% of residents experience food insecurity. (Metopio data)
- In Putnam County, 25.9% of residents responded that Cost of food is the main barrier to getting needed food. (2021 Putnam County CHNA)
- In Allen County 10% of adults had to choose between paying bills and buying food, 7% of adults had food assistance cut, 7% of adults had loss of income resulting in food insecurity, 4% of adults went hungry or ate less to provide more food for their family, 3% of adults worried that food would run out, and 1% of adults were hungry but did not eat because they did not have money for food. (2021 Allen County Risk & Community Needs Assessment)
- 7% of Allen County youth reported to eating 0 servings of fruits and vegetables a day due to not having access to fruits or vegetables, or because they could not afford fruits or vegetables. (2021 Allen County Risk & Community Needs Assessment)
- 25% of Allen County youth reported not eating breakfast any of the days of the week prior to being asked. (2021 Allen County Risk & Community Needs Assessment)
- 21.1% of Putnam County residents reported having difficulty getting fresh fruits and vegetables in their neighborhood. (2021 Putnam County CHNA)
- Food Access is a critical factor on the health outcomes of a community. Food insecurity can take the form of not having enough food, as well as not having stable access to healthy and quality food. Food insecurity directly impacts health outcomes and increases the odds of developing or worsening chronic disease. A significant number of residents, both adult and youth, in the Primary Service Area experience food insecurity and too few resources to address the issue, making food insecurity a large concern for the community.

Current service providers or resources

West Ohio Food Bank, Churches United Panty, St Vincent De Paul Food Pantry, Our Daily Bread Soup Kitchen, Downtown Lima Farmers Market.

K-12 Readiness/Success

Capacity and adequacy if service levels

- Allen County has a high school dropout rate of 3.4%, Auglaize County has a high school dropout rate of 2.7%, and Putnam County has a high school dropout rate of 1.4%. (2022 Ohio State Health Assessment)
- 83.5% of Putnam County adults ages 18-24 have a high school degree or higher, 90.7% of Allen County residents gave a high school diploma or higher. (Putnam and Allen County CHNAs)
- 34% of Allen County youth had been bullied in the past year. In the past year 22% of Allen County youth had been bullied on school property. (2021 Allen County Risk & Community Needs Assessment)
- 19.6% of Allen County children between the ages of 0-17 are in poverty, 11.4% of Putnam County children under the age of 18 are in poverty, and 19.4% of children under the age of 5 are in poverty in Putnam County. (Allen and Putnam County CHNA)
- Many programs and organizations are working collaboratively to help address bullying, substance abuse, and academic success at the school-level with youth and provide programing to help maximize K-12 readiness and success. However, the data still indicates that bullying, graduation rates, and substance abuse is preventable and much higher than the state and national average.

Current service providers or resources

West Ohio Community Action Partnership (WOCAP), Local School Systems, PASS, Mental Health Alcohol Drug & Addiction Recovery Board of Putnam County, Mental Health & Recovery Services Board.

Social Health Needs – Individual Level Non-Clinical Needs

Preventive screenings

Capacity and adequacy of service levels

- In Allen County, 46% of men 50 years and older have had a PSA (Prostate Specific Antigen) in the last year, in Putnam County 40% of male residents have ever had a PSA test in the past, with 27% of male residents having a PSA test within the last year. (2021 Allen County Risk & Community Needs Assessment and 2021 Putnam County CHNA)
- 55% of Allen County women 40 and above reported having a mammogram in the past year. 64% of Auglaize County women 40 and above have had a mammogram in the past two years. 44% of women residents in Putnam County have had a mammogram within the past year. (2021 Allen County Risk & Community Needs Assessment)

- 85.2% of Allen County adult females report having a Pap smear within the previous 3 years, 86% of Auglaize County adult females report having a Pap smear within the previous 3 years, and 86.9% of Putnam County adult females report having a Pap smear within the previous 3 years. (Metopio data)
- Allen County adults have had the following cancer screenings: Colorectal cancer in the past 5 years (35%), Oral Cancer in the past year (16%), Skin cancer in the past year (9%), Lung cancer in the past 3 years (6%)
- Preventive screenings are essential to early diagnosis and treatment of potentially life threatening conditions. Preventative screenings increase life expectancy and improve quality of life, as well as preventing premature deaths. While there are organizations and agencies that do provide screenings, there is still a health need in the community.

Current service providers or resources

Mercy Health – Lima, Lima Memorial Health System, Bluffton Hospital, Health Partners of Western Ohio, Joint Township District Memorial Hospital, primary care and specialty care providers.

Substance Abuse

Capacity and adequacy of service levels

- In Putnam County 4.3% of all residents have been diagnosed with an alcohol/substance abuse/dependence by a medical professional. (2021 Putnam County Community Health Assessment)
- 5% of Allen County adults had used marijuana during the past 6 months. 5% of Allen County adults had used medication not prescribed to them or took more than prescribed to “feel good or high and/or more active or alert” during the past 6 months. (2021 Allen County Risk & Community Needs Assessment)
- 13% of Allen County youth had used marijuana at least once in the past 30 days, this number increases to 19% for those ages 17 and older. (2021 Allen County Health Risk & Community Needs Assessment)
- 13% of Allen County youth had at least one drink of alcohol in the past 30 days. During the last 30 days 11% of Allen County youth had ridden in a car driven by someone who had been drinking alcohol.
- 19.61% of adults in Auglaize County report excessive drinking, defined as drinking more than two drinks per day (men) or more than 1 drink per day (women), and/or report having five or more drinks (men) or four or more drinks (women) on an occasion in the past 30 days. (Metopio data)
- 17% of Allen County residents currently binge drink. (2021 Allen County Risk & Community Needs Assessment)
- Annual use of illicit drugs among Putnam County youth includes 3.5% of sixth graders, 3.5% of eighth graders, 8.5% of tenth graders. And 13.9% of twelfth graders. (Putnam County Youth Pride Survey)

- There is a shortage of primary care providers, behavioral health specialist and drug treatment specialists to adequately serve and address the community’s drug use. There has been a lot of collaborative work with area agencies to help address substance abuse at the school level without youth, however, there is still a gap due to substance abuse increasing significantly over the past 10 years.

Current service providers or resources

Resources available include Mercy Health – Lima, Mental Health and Recovery Services Board, Lutheran Social Services, Lima UMADAOP, Coleman Professional Services, Family Resource Center of Northwestern Ohio, Health Partners of Western Ohio, Open Gate, Covenant Ministry, Allen County Health Department, Central Ohio Poison Center, Joint Township District Memorial Hospital, primary and specialty care providers.

Smoking/Tobacco Cessation

Capacity and adequacy of service levels

- 18% of Allen County adults currently smoke, 17% of Auglaize County adults currently smoke, and 16% of Putnam County adults currently smoke. (Allen, Auglaize, Putnam County CHNAs)
- Among Putnam County youth, 1% of 6th graders used Tobacco annually, 4.7% of 8th graders, 7.3% of 10th graders, and 13.9% of 12th graders. (2021 Putnam County Youth Pride Survey)
- 7.7% of Putnam County twelfth graders used cigarettes within the last 12 months prior to the survey. (2021 Putnam County Youth Pride Survey)
- 4% of Allen County youth currently smoke, increasing to 6% of those ages 17 and older. More than one-fourth (26%) of youth had used an electronic vapor product in their lifetime. (2021 Allen County Risk & Community Needs Assessment)
- The American Cancer Society (ACS) cites tobacco use as the most preventable cause of death worldwide. Each year, tobacco use is responsible for nearly 6 million premature deaths, and by 2030 this number is expected to increase to 8 million. 18% of Allen County adults were current smokers, and 21% of Allen County are classified as former smokers, with 69% of current smokers in Allen County trying to quit in the past 12 months. There are several organizations and initiatives in place to address tobacco usage and to provide tobacco cessation programs, however tobacco usage continues to be a concern for the community.

Current service providers or resources

Activate Allen County, Allen County WIC, Blanchard Valley Health System- Bluffton Hospital, Coping Strategies, and Jicha Chiropractor.

Significant Clinical Health Needs

Chronic Disease Management

Capacity and adequacy of service levels

- 6% of Allen County adults are diagnosed with chronic lung disease, and 3.2% of Putnam County adults have been diagnosed with chronic respiratory disease. (Allen and Putnam County's CHNA)
- 37% of Allen County adults have been diagnosed with arthritis, 36% of Auglaize County adults have been diagnosed with arthritis, and 27.9% of Putnam County adults have been diagnosed with arthritis. (Allen, Auglaize, and Putnam County CHNAs)
- 34% of Allen County adults have been diagnosed with high blood pressure, 34% of Auglaize County adults have been diagnosed with high blood pressure, and 36.3% of Putnam County adults have been diagnosed with high blood pressure. (Allen, Auglaize, and Putnam County CHNAs)
- Heart Disease was the leading cause of death for both male and female deaths, Causing 24% of all female deaths and 26% of male deaths. (2021 Allen County Risk & Community Needs Assessment)
- Heart disease was the leading cause of death in Putnam County in 2020. The death rate for heart disease has increased by 42% over the last five years. (2021 Putnam County Community Health Assessment)

Current service providers or resources

Mercy Health – Lima provides services to ensure access to primary care providers. Other service providers in the community include Lima Memorial Health System, Bluffton Hospital, Health Partners of Western Ohio, Joint Township District Memorial Hospital, Mental Health and Recovery Services, West Central Ohio Health Ministries, primary care and specially care providers.

Maternal/Infant Health

Capacity and adequacy of service levels

- 14.9% of Allen County live births were preterm, 10.8% of Auglaize County live births were preterm, and 9.5% of Putnam County live births were preterm. (Metopio data)
- 58% of Allen County parents put their infant to sleep on their back. (2021 Allen County Risk & Community Needs Assessment)
- 9% of live births in Allen County are born with low birthweight. (2021 Allen County Risk & Community Needs Assessment)
- 5.1% of births in Putnam County are considered low birthweight in 2019. (2021 Putnam County CHNA)
- Adolescent birth rate for teens 15-19 in Putnam County has declined, changing by -28.6%. (2021 Putnam County CHNA)

- In Allen County there were 7.3 infant deaths per 1,000 live births, In Auglaize County there were 5.0 infant deaths per 1,000 live births, and in Putnam County there were 5.0 infant deaths per 1,000 live births. (Allen, Auglaize, and Putnam County CHNAs)
- 10% of Allen County mothers have never breastfed their child. (2021 Allen County Risk & Community Needs Assessment)
- 42% of Allen County infants slept in a crib or bassinet with bumper pads, blankets, or stuffed animals, and 38% of Allen County infants slept in bed with parent or another person. (2021 Allen County Risk & Community Needs Assessment)
- Ohio continues to be one of the leading states in infant mortality, in particular Allen County having a rate of 7.3 (per 1,000 births) that exceeds the state level. There are currently many initiatives (home visitation, breastfeeding, etc.) in place with community agencies, however there is still a need to help address the overall infant mortality rates.

Current service providers or resources

Mercy Health – Lima provides maternal, fetal and infant health through The Birthplace at St. Rita's and the Level II Special Care Nursery. Other providers include Lima Memorial Health System, Bluffton Hospital, Allen County Health Department, Joint Township District Memorial Hospital, Heartbeat of Lima, Help Me Grow, Activate Allen County, Breastfeeding Coalition, primary care and specialty care providers.

Diabetes

Capacity and adequacy of service levels

- In Allen County 12% of residents have been diagnosed with diabetes, 11% of residents in Auglaize County have been diagnosed with diabetes, and 18% of residents of Putnam County have been diagnosed with diabetes. (2021 Allen County Health Risk & Community Needs Assessment, 2022-2024 Auglaize County Community Health Improvement Plan, 2021 Putnam County Community Health Assessment)
- In Allen County the percent of adults that have been diagnosed with diabetes increases to 29% for those older than 65. (2021 Allen County Health Risk & Community Needs Assessment)
- Alle County adults diagnosed with diabetes also had one or more of the following characteristics or conditions, 83% had been diagnosed with high blood pressure, 82% were obese or overweight, and 66% had been diagnosed with high blood cholesterol. (2021 Allen County Health Risk & Community Needs Assessment)
- In Putnam County there were 47.5 diabetes related deaths per 100,000 people (2021 Putnam County Community Health Assessment)

- Significant numbers of residents have chronic disease, particularly diabetes. Diabetes is one chronic disease that effects more residents than any other chronic diseases. Many programs and organizations work to provide treatment and prevention, but diabetes remains a major problem for the health of our community, with county averages exceeding that of the state and national averages.

Current service providers or resources

Mercy Health – Lima focuses on early diagnosis, treatment and coordination of care. Other service providers include Lima Memorial Health System, Bluffton Hospital, Health partners of Western Ohio, Joint Township District Memorial Hospital, Area Agency on Aging, primary care and specially care providers.

Obesity

Capacity and adequacy of service levels

- 39.3% of adults in Allen County are considered obese, 39.2% of adults in Auglaize County are considered obese, and 36.7% of adults in Putnam County are considered obese, compared to 36.5% of adults across Ohio. (Metopio data)
- 32% of Allen County adults did not participate in any physical activity in the past week, and 6% of Allen County Adults were unable to exercise.
- 29% of Allen County youth were obese and 16% of youth were classified as overweight. 63% of youth exercised for 60 minutes on 3 or more days per week. (2021 Allen County Risk & Community Needs Assessment)
- 53% of Putnam County residents do not have access to locations for physical activity, in comparison to only 16% of Ohio residence not having access to locations for physical activity. (2021 Putnam County CHNA)
- 18% of Auglaize County youth were classified as obese. (Auglaize County CHNA)
- In Allen, Auglaize, and Putnam County there is a lack of accessible geographic locations of weight management/obesity services along with an inadequate number of inpatient beds for both youth and adult patients. This results in many Allen County residents traveling to other parts of the state or out of state for services.

Current service providers or resources

Mercy Health – Lima operates the Weight Management Center and other services to coordinate care and educate patients. Other service providers include Lima Memorial Health System, Bluffton Hospital, Health Partners of Western Ohio, Joint Township District Memorial Hospital, Activate Allen County, Creating Healthy Communities, Allen County Bike and Pedestrian Task Force, local YMCA's and recreation centers, primary care and specialty care providers.

Cancer

Capacity and adequacy of service levels

- 9% of Allen County adults have been diagnosed with cancer at some point in their life. 14% of Auglaize County adults have been diagnosed with cancer at some point in their life. 12% of Putnam County adults have ever been diagnosed with cancer at some point in their life. (Metopio data and Allen, Auglaize, and Putnam County CHNAs)
- Cancer is the second leading cause of death in Allen County at 20%. (2021 Allen County Health Risk & Community Needs Assessment)
- In Putnam County, 37% of respondents to a survey felt that cancer is the most important health issues in the county. (2021 Putnam County CHNA)
- Allen County had a higher cancer mortality rate compared to that of Ohio when accounting for age differences. (2021 Allen County Risk & Community Needs Assessment)
- Prostate cancer death accounted for 9% of male cancer deaths from 2017 to 2019, incidence rates of prostate cancer are 80% higher in African Americans than whites, and they are twice as likely to die from prostate cancer. (2021 Allen County Health risk & Community Needs Assessment)
- Significant numbers of residents have chronic disease, specifically cancer. The age-adjusted mortality rates of cancer exceed that of Ohio. In Allen County there is a lack of accessible geographic locations of cancer services along with an inadequate number of inpatient oncology health beds for both youth and adults.

Current service providers or resources

Mercy Health – Lima provides services for the prevention, early detection and treatment of cancer. Other cancer service providers in the community include Lima Memorial Health system, Bluffton Hospital, Health Partners of Western Ohio, American Cancer Society, Great Lake Cancer Center-Mercy Health-Celina Oncology, primary care and specialty care providers.

Prioritization of Health Needs

Key stakeholders from Mercy Health and IOS, including but not limited to clinical leaders, physicians, administration, and community agency representatives from Allen, Auglaize and Putnam counties, participated in the CHNA prioritization for Mercy Health – St. Rita’s Medical Center LLC and IOS on March 30, 2022. Based on the data presented (attached in Appendix), over 50+ stakeholders identified 15 significant health needs (Chronic Disease Management, Substance Abuse, Mental Health, Maternal/Infant Health, Diabetes, Housing, Provider Access, Preventive Screenings, Transportation, Smoking, Tobacco Cessation, Medication Access, K-12 Readiness/Success, Obesity, Cancer, Food Access/Insecurity). The 50+ key stakeholders ranked all 15 significant health needs by magnitude, the seriousness of the consequence, and the feasibility of correcting the problem. This method of ranking allows for health needs to be ranked as objectively as possible based on the data.

After the ranking, the committee voted and determined the top seven health issues that may be addressed through hospital-wide efforts as follows:

Social Determinant of Health- Community Level Needs that Impact Health and Well-being:

1. Housing/Community Conditions
2. Mental Health
3. Access

Social Health Needs- Individual Level Non-Clinical Needs:

4. Substance Abuse
5. Healthy Behaviors

Significant Clinical Health Needs:

6. Chronic Disease Management
7. Maternal & Infant Health

The remaining health concerns identified through the community assessment process may be addressed individually by the focused efforts of community organizations and partnerships.

Based on all the above information and processes, the prioritized health needs of the community served by the hospital are listed below.

Social Determinant of Health:

Housing/Community Conditions

Over the past several years, the City of Lima and surrounding communities in Allen, Auglaize and Putnam County, various economic development groups in the region have conducted various housing studies to gain greater understanding of the region's housing stock, gaps, and opportunities. As of December 2020, the City of Lima even launched a housing task force to begin addressing this topic in earnest. The issues are many, however the same themes continue to surface time and time again, such as: a lack of affordable workforce housing, poor quality rental homes, a lack of housing stock and older housing that has lead paint indicators. As a result, residents are rent burdened with few quality options available. For example, a deeper dive into the neighborhood just north of St. Rita's Medical Center's campus, is at particular risk for poor living conditions. This neighborhood of 530 homes is 65% renter occupied, average home prices are under \$45,000 with rental rates averaging \$615/month. Lead paint indicators are present in nearly 80% of the homes and life expectancy is 5 years lower than the county average. For these reasons alone, St. Rita's Medical Center has a specific interest in supporting community partners to address housing concerns, a primary social determinant of health in Allen, Auglaize and Putnam County.

Mental Health

Mercy Health-Lima's primary service area shows a concern in mental health needs in both adult and youth populations. Depression, anxiety, bullying, social isolation and suicide ideation have been identified as high priority focus areas to address. For example, one-third of adults in Allen County (33%) reported their mental health was not good 5.1 days in the previous month, which is a full 1.0 day and 6% increase from 2017. In addition, 32% of Allen County youth felt sad or hopeless, every day for 2 or more weeks, which is an increase of 5%. Comparatively, in Putnam County adults were reporting 4.5 days a month of poor mental health which is an increase in 1.1 days since 2017. In addition, 25% of resident or immediate family members have been diagnosed with anxiety, depression, or emotional problems in Putnam County.

Access

Many factors influence health outcomes, such as access to health care, social determinants of health, public health systems and prevention, and health equity. Mercy Health – St. Rita's Medical Center has chosen to focus on a multitude of access issues that negatively impact one's health. Committee members have identified a variety of these barriers to access including access to providers, access to medication, access to transportation, access to food and access to employment. For example, individuals that seek medical advice or treatment which include continued gaps in insurance coverage coupled along with the high cost of care. In Allen County, transportation continues to be a barrier to access. 8.38% of Allen County households have no access to a vehicle, 4.54% of Auglaize County households have no access to a vehicle, and 2.82% of Putnam County households have access to a vehicle. 4% of Allen County adults were uninsured, 9% of Auglaize County adults were uninsured, and 2% of Putnam County adults were uninsured. Access to food, particularly food insecurity continues to be an issue within Allen, Auglaize, and Putnam County, from a resource barrier and the ability to effectively screen for food insecurity.

Social Health Needs:

Substance Abuse

Mercy Health – Lima’s primary service area shows a concern in substance abuse in both adult and youth populations. Drug use and overdose deaths have been identified as high priority focus areas to address. For instance, 13% of Allen County youth had used marijuana in the past 30 days. 13.9% of Putnam County youth have used illicit drugs in the past year. 17% of Allen County adults currently binge drink, and 19.61% of Auglaize County adults currently binge drink. 4.3% of all Putnam County residents have been diagnosed with an alcohol/substance abuse/dependence by a medical professional.

Health Behaviors

Health behaviors are a prioritized health need for Mercy Health – Lima’s primary service area. Smoking, alcohol abuse, binge drinking, drug use, lack of exercise, poor nutrition, and high weight status have been identified as high priority focus areas to address. For instance, 4.3% of Putnam County residents have been diagnosed with an alcohol/substance abuse/dependence by a medical professional. 18% of Allen County adults are current smokers, 17% of Auglaize County adults are current smokers, and 16% of Putnam County adults are current smokers. In Allen County 14% of residents experience food insecurity, In Auglaize 10% of residents experience food insecurity, and in Putnam County 9% of residents experience food insecurity. 26.6% of Allen County adults had no exercise in the last month, 29.5% of Auglaize County adults had no exercise in the last month, and 23.7% of Putnam County adults had no exercise in the last month.

Significant Clinical Health Needs:

Chronic Disease

Adult and youth obesity are a prioritized health need for Mercy Health – Lima’s primary service area. Chronic illnesses such as heart disease, diabetes, and cancer can be directly correlated with lack of exercise, poor nutrition, high weight status and a lack of access to preventive screenings. There is a higher percentage of adults and youth who are obese in the St. Rita’s primary service area compared to national and state data. For instance, rates of obesity resulted in 39.3% for Allen County adults, 39.2% of Auglaize County adults, and 36.7% of Putnam County adults. Diabetes in the primary service area is also of concern, 12% of Allen County residents are diagnosed with diabetes, 11% of Auglaize County residents are diagnosed with diabetes, and 18% of Putnam County residents are diagnosed with diabetes.

Maternal/Infant Health

Mercy Health – Lima’s primary service area, specifically in Allen County, shows the following indicators: 14.9% of Allen County live births were preterm, 10.8% of Auglaize County live births were preterm, and 9.5% of Putnam County live births were preterm. In Allen County there were 7.3 infant deaths per 1,000 live births, In Auglaize County there were 5.0 infant deaths per 1,000 live births, and in Putnam County there were 5.0 infant deaths per 1,000 live births. 42% of Allen County infants slept in a crib or bassinet with bumper pads, blankets, or stuffed animals, and 38% of Allen County infants slept in bed with parent or another person.

Resources Available to Meet Prioritized Needs

The existing healthcare facilities and other resources within the community that are available to meet the prioritized needs are listed below for each need

Social Determinants of Health:

Housing/Community Conditions

Several sectors including local and county government agencies, non-profits, community health improvement plan committees, parks and recreation, local health departments, local health systems, local school systems, public transportation, housing agencies and local economic committees/taskforce. Housing specific resources include Allen Metropolitan Housing Authority, Putnam County Habitat for Humanity, Lima, Ohio Department of Community Development, and the Metropolitan Housing Council.

Mental Health

Resources available include Mercy Health – Lima, Lutheran Social Services, Coleman Professional Services, Partnership for Violence Free Families, Family Resource Center of Northwestern Ohio, Health Partners of Western Ohio, SAFY Behavioral Services, Open Gate, Covenant Ministry, Allen County Health Department, Joint Township District Memorial Hospital, Foundations Behavioral Health Services, primary and specialty care providers.

Access to Healthcare

Access to Health Care - Resources available include Mercy Health – Lima, Lima Memorial Health System, Bluffton Hospital, Health Partners of Western Ohio, Mental Health and Recovery Services, West Central Ohio Health Ministries, Area Agency on Aging, United Way, public transportation, transportation services, primary and specialty care providers.

Social Need:

Substance Abuse

Resources available include Mercy Health – Lima, Mental Health and Recovery Services Board, Lutheran Social Services, Lima UMADAOP, Coleman Professional Services, Family Resource Center of Northwestern Ohio, Health Partners of Western Ohio, Open Gate, Covenant Ministry, Allen County Health Department, Central Ohio Poison Center, Joint Township District Memorial Hospital, primary and specialty care providers.

Healthy Behaviors

Local and county government agencies, non-profits, community health improvement plan committees, parks and recreation, local health departments, local health systems, local school systems, tobacco cessation services, and the Downtown Lima Farmers Market, Activate Allen County.

Clinical Needs:

Chronic Disease

Resources available include Mercy Health – Lima, Lima Memorial Health System, Bluffton Hospital, Health Partners of Western Ohio, Activate Allen County, Creating Healthy Communities, Allen County Bike and Pedestrian Task Force, YMCA, United Way, Joint Township District Memorial Hospital, primary and specialty care providers.

Maternal Infant Health

Resources available include Mercy Health – Lima, Lima Memorial Health System, Bluffton Hospital, Allen County Health Department, Help Me Grow, Activate Allen County, Breastfeeding Coalition, Family and Children First Council, March of Dimes, Guiding Light Teen Maternity Home, Heartbeat of Lima, Joint Township District Memorial Hospital, primary and specialty care providers.

Progress on Health Priorities Identified in the 2019-2021 Community Health Needs Assessment

Mental Health & Addiction for Institute for Orthopaedic Surgery

Initiative	Impact
Pre-Admission Depression Screenings	<p>Screening is part of the preadmission testing. Individuals who reported prior thoughts of self-harm and not currently receiving treatment were offered contact information for mental health resources. All patients are screened for Depression/Suicide ideation by the pre-admission testing nurses.</p> <p>A total of 6,270 pre-admission depression screenings were completed in 2021.</p>
Maintain list of community resources	<p>Pharmacy department facilitated increased awareness among staff and patients of the National Prescription Drug take back days in 2021.</p>
Opiate Addiction Task Force	<p>IOS Pharmacist participates on the Opiate Addiction Task Force. They continue to post information about medication take-back days when they occur.</p>
Athlete Depression Screenings	<p>The mass high school physicals were not held in 2021 due to COVID-19.</p>

Appendix

This appendix contains adult and youth qualitative and quantitative data from Allen, Auglaize and Putnam county, in addition, community surveys, focus group and place-based data from community outreach events within the community and on Metopio.

2021 Allen County – CHNA Adult Trend Summary

ADULT TREND SUMMARY

Adult Variables	Allen County 2009	Allen County 2014	Allen County 2017	Allen County 2021	Ohio 2020	U.S. 2020
Health Status						
Rated health as excellent or very good	51%	45%	57%	52%	55%	57%
Rated general health as fair or poor	19%	18%	15%	17%	16%	13%
Rated their mental health as not good on four or more days in the previous month	22%	23%	27%	33%	29%†	26%†
Average days that physical health not good in past month	N/A	3.2	4.2	4.4	4.1*	3.7*
Average days that mental health not good in past month	N/A	3.3	4.2	5.1	4.8*	4.1*
Average days that poor physical or mental health kept them from doing their usual activities in past month	N/A	2.2	2.8	2.8	N/A	N/A
Health Care Coverage, Access, and Utilization						
Uninsured	14%	11%	5%	4%	9%	11%
Visited a doctor for a routine checkup in the past year	62%	62%	63%	71%	77%	76%
Arthritis, Asthma, & Diabetes						
Has been diagnosed with diabetes	12%	12%	13%	12%	12%	11%
Has been diagnosed with arthritis	29%	27%	33%	37%	31%†	25%†
Has been diagnosed with asthma	11%	10%	13%	11%	14%	14%
Cardiovascular Health						
Had a heart attack	7%	4%	5%	7%	5%	4%
Has been diagnosed with high blood pressure	41%	33%	34%	34%	35%††	33%†
Has been diagnosed with high blood cholesterol	34%	32%	34%	31%	33%††	33%††
Had blood cholesterol checked within the past 5 years	N/A	71%	77%	81%	85%††	87%††
Weight Status						
Overweight (BMI of 25.0 – 29.9)	36%	34%	35%	34%	34%	35%
Obese (includes severely and morbidly obese, BMI of 30.0 and above)	22%	31%	35%	39%	36%	32%
Alcohol Consumption						
Currently drink (had at least one drink of alcohol within the past month)	56%	47%	54%	56%	51%	53%
Currently binge drink (males having five or more drinks on one occasion, females having four or more drinks on one occasion)	20%	18%	27%	17%	16%	16%
Tobacco Use						
Currently smoke (smoked on some or all days)	22%	22%	18%	18%	19%	16%
Formerly smoked (smoked 100 cigarettes in lifetime and now do not smoke)	28%	21%	20%	21%	24%	25%
Tried to quit smoking in the past year (of those who currently smoke)	54%	52%	62%	69%	N/A	N/A

* 2018 BRFSS Data compiled by 2021 County Health Rankings

† 2019 BRFSS WEA†

†† 2019 BRFSS Data

N/A - Not available

☑ Indicates alignment with the Ohio State Health Assessment

2021 Allen County – CHNA Adult Trend Summary, *Continued*

Adult Variables	Allen County 2009	Allen County 2014	Allen County 2017	Allen County 2021	Ohio 2020	U.S. 2020
Drug Use						
Adults who used marijuana in the past 6 months	5%	8%	8%	5%	N/A	N/A
Adults who used other recreational drugs in the past 6 months	5%	1%	2%	5%	N/A	N/A
Adults who misused prescription drugs in the past 6 months	2%	10%	8%	5%	N/A	N/A
Sexual Behavior						
Had more than one sexual partner in past year	5%	6%	7%	6%	N/A	N/A
Preventive Medicine						
Had a pneumonia vaccine (65 years and older)	61%	55%	73%	72%	72%	72%
Had a flu vaccine in the past year (65 years and older)	70%	75%	72%	77%	65%	68%
Had a clinical breast exam in the past two years (40 years and older)	79%	80%	74%	73%	N/A	N/A
Had a mammogram in the past two years (40 years and older)	69%	76%	72%	72%	71%	72%
Had a Pap smear in the past three years	74%	74%	61%	71%	77%‡	78%‡
Had a PSA test within the past two years (men 40 years and older)	N/A	N/A	47%	46%	32%	32%
Had a sigmoidoscopy/colonoscopy in the past 5 years (50 years and older) *	54%	53%	59%	57%	65%§	66%§
Quality of Life						
Limited in some way because of physical, mental or emotional problem	23%	18%	24%	22%	N/A	N/A
Mental Health						
Considered attempting suicide in the past year	5%	4%	3%	1%	N/A	N/A
Oral Health						
Adults who visited the dentist in the past year	60%	63%	62%	60%	65%	67%

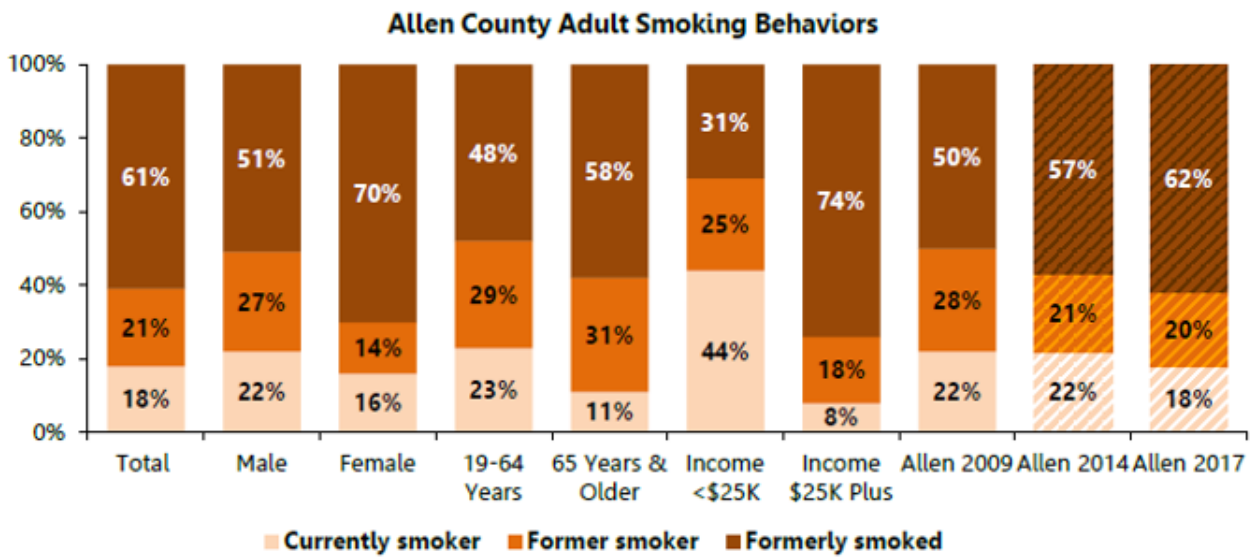
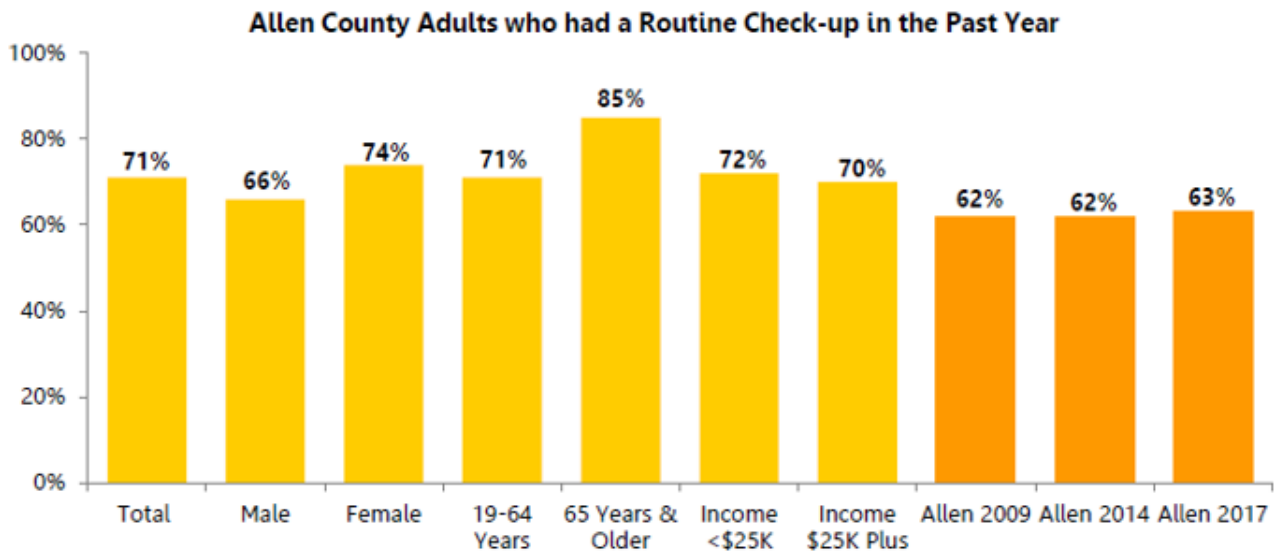
N/A - Not available

§ 2018 BRFSS Data

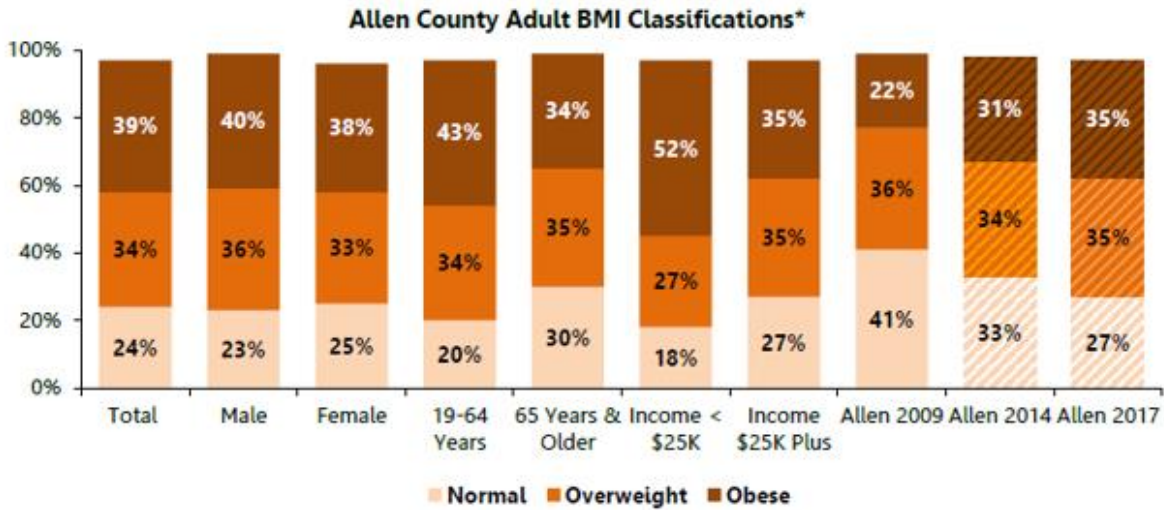
*Note: two separate BRFSS indicators were combined (sigmoidoscopy & colonoscopy)

‡ Ohio and U.S. BRFSS reports women ages 21-65

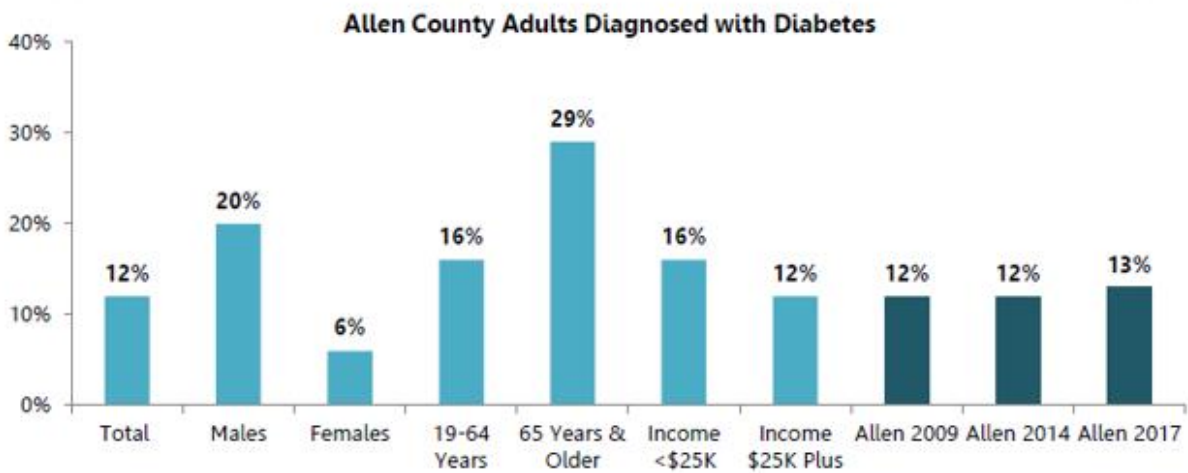
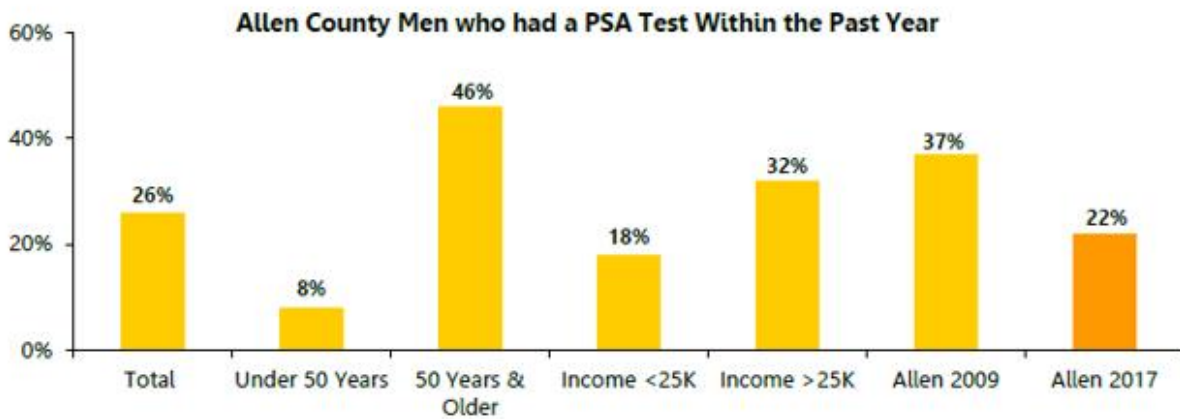
2021 Allen County CHNA Graphs





2021 Allen County CHNA Graphs, *Continued*




*Percentages may not equal 100% due to the exclusion of data for those who were classified as underweight.




2021 Allen County – CHNA Youth Trend Summary

YOUTH TREND SUMMARY							
Youth Variables	Allen County 2009 (6 th -12 th)	Allen County 2014 (6 th -12 th)	Allen County 2017 (6 th -12 th)	Allen County 2021 OHYES (7 th – 12 th)	Allen County 2021 OHYES (9 th – 12 th)	Ohio 2019 (9 th -12 th)	U.S. 2019 (9 th -12 th)
Weight Control							
Obese 	15%	19%	18%	29%	28%	17%	16%
Overweight	17%	13%	14%	16%	14%	12%	16%
Physically active at least 60 minutes per day on every day in past week	31%	28%	24%	24%	24%	24%	23%
Physically active at least 60 minutes per day on 5 or more days in past week	50%	50%	48%	46%	48%	43%	44%
Did not participate in at least 60 minutes of physical activity on any day in past week	13%	17%	10%	19%	15%	21%	17%
Did not eat breakfast (during the past week)	N/A	N/A	N/A	25%	26%	20%	17%
Drank soda or pop (such as Coke, Pepsi, or Sprite, not counting diet soda or diet pop, during the past week)	N/A	N/A	N/A	73%	72%	65%	68%
Unintentional Injuries and Violence							
Were in a physical fight (in the past 12 months)	N/A	N/A	N/A	17%	13%	19%	22%
Did not go to school because they felt unsafe (at school or on their way to or from school in the past 30 days)	5%	5%	4%	14%	11%	N/A	9%
Threatened or injured with a weapon on school property (in the past 12 months)	11%	8%	7%	12%	9%	N/A	7%
Experienced physical dating violence (including being hit, slammed into something, or injured with an object or weapon on purpose by someone they were dating or going out with in the past 12 months)	12%	5%	5%	14%	13%	10%	8%
Electronically bullied (in the past year)	N/A	N/A	N/A	12%	12%	13%	16%
Bullied (in the past year) 	47%	48%	41%	34%	31%	N/A	N/A
Were bullied on school property (during the past 12 months)	N/A	30%	28%	22%	19%	14%	20%
Mental Health							
Felt sad or hopeless (almost every day for 2 or more weeks in a row so that they stopped doing some usual activities in the past 12 months)	27%	29%	27%	32%	32%	33%	37%
Seriously considered attempting suicide (in the past 12 months)	13%	18%	15%	17%	16%	16%	19%
Attempted suicide (in the past 12 months)	5%	8%	7%	8%	7%	7%	9%
Suicide attempt resulted in an injury, poisoning, or overdose that had to be treated by a doctor or nurse (of all youth during the past year)	N/A	N/A	N/A	3%	2%	3%	3%


N/A – Not Available

 Indicates alignment with the Ohio State Health Assessment

2021 Allen County– CHNA Youth Trend Summary, *Continued*

Youth Variables	Allen County 2009 (6 th -12 th)	Allen County 2014 (6 th -12 th)	Allen County 2017 (6 th -12 th)	Allen County 2021 OHYES (7 th – 12 th)	Allen County 2021 OHYES (9 th – 12 th)	Ohio 2019 (9 th -12 th)	U.S. 2019 (9 th -12 th)
Social Determinants of Health							
Did not play on at least one sports team (counting any teams run by their school or community groups, during the past year)	N/A	N/A	N/A	45%	44%	43%	43%
Had a concussion from playing a sport or being physically active one or more times (during the past year)	N/A	N/A	N/A	18%	15%	13%	15%
Visited a dentist within the past year (for a check-up, exam, teeth cleaning, or other dental work)	68%	70%	79%	56%	59%	N/A	N/A
Did not get 8 or more hours of sleep (on an average school night)	N/A	N/A	N/A	72%	74%	81%	78%
Alcohol Consumption							
Ever drank alcohol (at least one drink of alcohol on at least 1 day during their life)	68%	54%	43%	40%	44%	N/A	N/A
Currently drink (at least one drink of alcohol on at least 1 day during the past 30 days)	34%	25%	20%	13%	15%	26%	29%
Currently binge drink (drank five or more alcoholic drinks (males) or four or more alcoholic drinks (females) on an occasion in the last 30 days)	22%	15%	9%	6%	7%	13%	14%
Drank for the first time before age 13 (of all youth)	27%	16%	14%	12%	9%	16%	15%
Rode with a driver who had been drinking alcohol (in a car or other vehicle on 1 or more occasion during the past 30 days)	22%	22%	13%	11%	11%	N/A	17%
Obtained the alcohol they drank by someone giving it to them (of youth who currently drink)	N/A	38%	28%	49%	49%	N/A	41%
Tobacco Use							
Currently smoke (smoked on at least 1 day during the past 30 days) 	16%	9%	6%	4%	4%	5%	6%
Ever used an electronic vapor product (including e-cigarettes, e-cigars, e-pipes, vape pipes, vaping pens, e-hookahs, and hookah pens)	N/A	N/A	N/A	26%	29%	48%	50%
Currently used an electronic vapor product (including e-cigarettes, e-cigars, e-pipes, vape pipes, vaping pens, e-hookahs, and hookah pens, on at least one day during the past month)	N/A	N/A	N/A	15%	15%	30%	33%
Usually got their own electronic vapor products by buying them in a store (such as a convenience store, supermarket, discount store, gas station, or vape store)*	N/A	N/A	N/A	31%	33%	13%	8%
Currently used smokeless tobacco (chewing tobacco, snuff, dip, snus, or dissolvable tobacco products, not counting any electronic vapor products, on at least one day during the past month)	N/A	N/A	N/A	2%	1%	10%	4%

N/A – Not Available

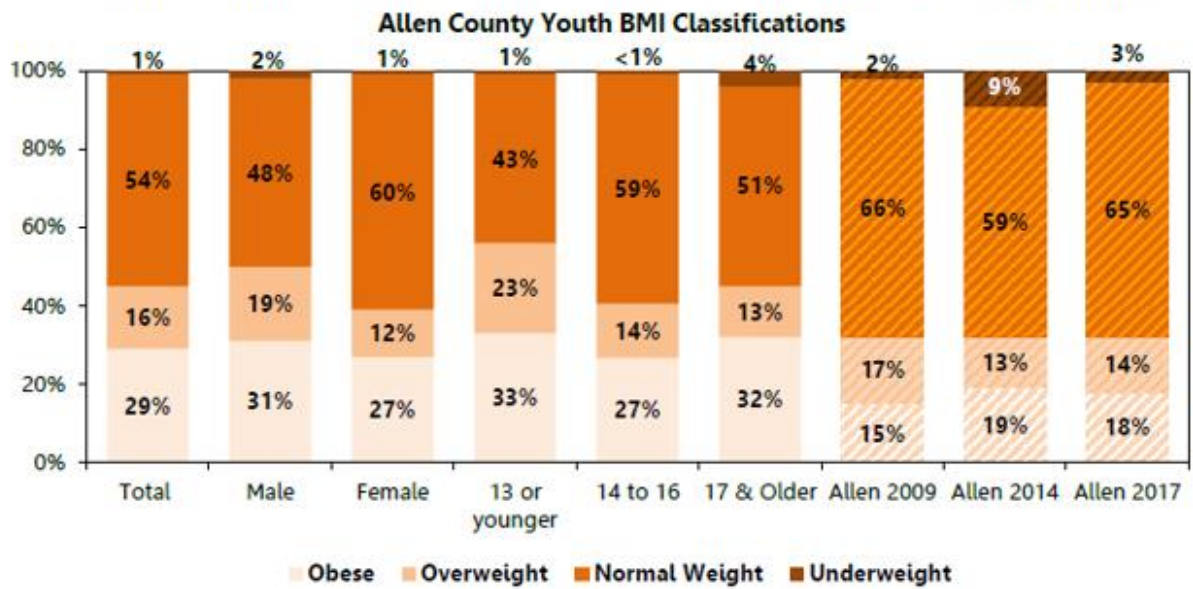
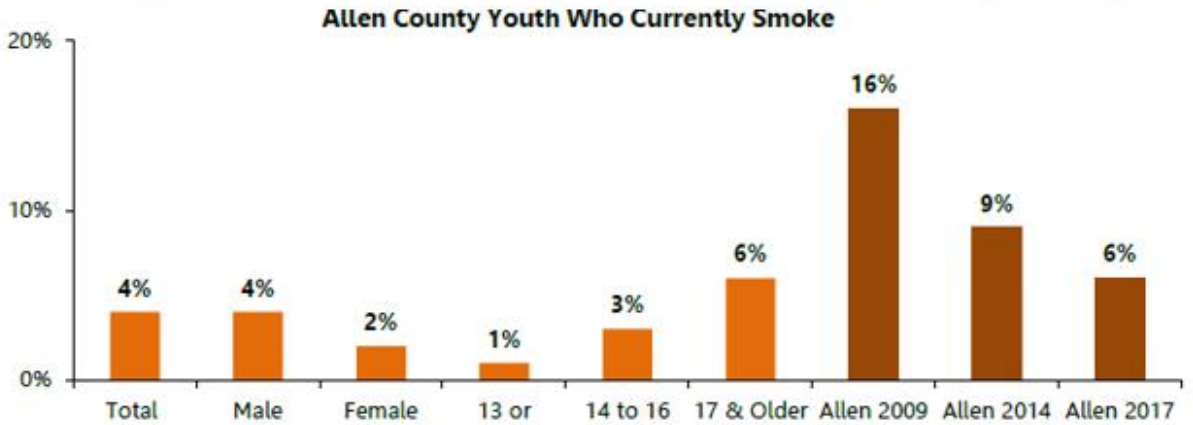
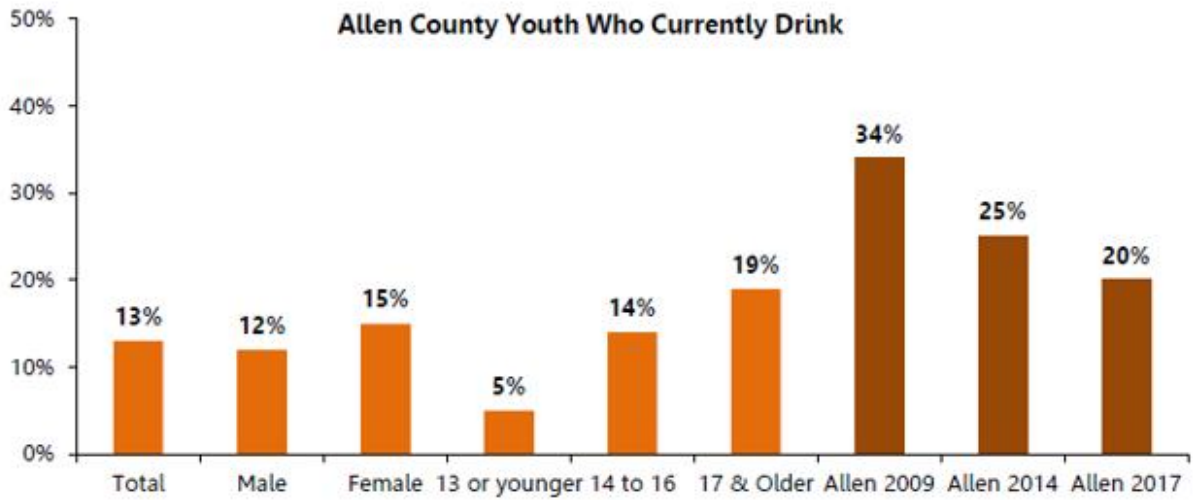
 Indicates alignment with the Ohio State Health Assessment

2021 Allen County – CHNA Youth Trend Summary, *Continued*

Youth Variables	Allen County 2009 (6 th -12 th)	Allen County 2014 (6 th -12 th)	Allen County 2017 (6 th -12 th)	Allen County 2021 OHYES (7 th – 12 th)	Allen County 2021 OHYES (9 th – 12 th)	Ohio 2019 (9 th -12 th)	U.S. 2019 (9 th -12 th)
Drug Use							
Currently using marijuana (also called grass, pot, or weed, one or more times during the past month)	16%	16%	12%	13%	14%	16%	22%
Ever took prescription pain medicine without a doctor's prescription or differently than how a doctor told them to use it (counting drugs such as codeine, Vicodin, Oxycontin, Hydrocodone, and Percocet, one or more times during their life)	N/A	N/A	N/A	3%	3%	12%	14%
Ever used methamphetamines (in their lifetime)	2%	<1%	1%	0%	0%	N/A	2%
Ever used cocaine (any form of cocaine, such as powder, crack, or freebase, one or more times during their life)	2%	3%	1%	1%	0%	4%	4%
Ever used heroin (also called "smack," "junk," or "China White," one or more times during their life)	1%	<1%	<1%	0%	0%	2%	2%
Ever used inhalants (sniffed glue, breathed the contents of aerosol spray cans, or inhaled any paints or sprays to get high, one or more times during their life)	9%	3%	5%	1%	1%	8%	6%
Ever took steroids without a doctor's prescription (pills or shots, one or more times during their life)	3%	3%	1%	1%	0%	N/A	2%
Ever used ecstasy (also called "MDMA," one or more times during their life)	N/A	3%	1%	1%	1%	N/A	4%
Were offered, sold, or given an illegal drug on school property (during the past year)	16%	10%	8%	5%	6%	15%*	22%*

N/A – Not Available

*YRBS is for youth who were ever offered, sold, or given an illegal drug on school property



2021 Putnam County – CHNA Year-over-Year Comparisons

		2021	2016
Summary: Community Needs			
Responsible for providing regular care or assistance for . . .	Elderly parent or loved one	8.6%	5.0%
	Someone with special needs	6.1%	3.0%
	Person with physical/mental problem	4.5%	6.0%
	Child with severe behavioral issues	3.2%	2.0%
	An adult child	2.8%	3.0%
	Grandchildren	2.7%	5.0%
Sought assistance in past year for . . .	Medicare or other health insurance	6.0%	7.0%
	Mental health issues	6.0%	9.0%
	Food	5.7%	4.0%
	Healthcare	5.5%	8.0%
	Prescription assistance	3.8%	4.0%
	Employment	3.5%	2.0%
	Utilities	3.0%	4.0%
	Home repair	2.1%	2.0%
	Legal aid services	2.1%	1.0%
	Transportation	1.9%	1.0%
	Clothing	1.8%	<1.0%
	Dental care	1.8%	3.0%
	Affordable childcare	1.4%	<1.0%
	Rent/mortgage	1.4%	1.0%
	Unplanned pregnancy	0.6%	1.0%
Any kind of addiction	0.4%	-	
Summary: Personal Health Status			
Number of days in past month that PHYSICAL health was not good	Average number of days not well	3.5	3.0
	None	57.5%	50.0%
	1 or more	26.5%	50.0%
Number of days in past month that MENTAL health was not good	Average number of days not well	4.8	4.1
	None	52.0%	49.0%
	1 or more	25.9%	51%
Limited because of health issues	Yes	21.0%	18.0%
	No	79.0%	82.0%
Summary: Insurance Coverage			
Insurance coverage	Not insured	2.0%	5.0%
	Private insurance- employer paid	52.2%	54.0%
	Private insurance- self paid	11.2%	4.0%
	Medicare	27.9%	18.0%
	Medicaid	8.7%	6.0%
	Prescription assistance	87.1%	91.0%
	Preventative care	86.7%	81.0%
	Vision services	65.0%	61.0%
Dental services	65.2%	66.0%	

2021 Putnam County – CHNA Year-over-Year Comparisons, *Continued*

		2021	2016
Summary: Access to Health Care			
Have primary care provider	Yes	89.4%	70.0%
	No	10.6%	30.0%
Had routine check-up in past year		77.5%	63.0%
Specialist needed unable to find locally	Yes	23.9%	33.0%
	No	76.1%	67.0%
Summary: Mental Health			
During past 12 months...	Felt sad or hopeless 2+ weeks	11.2%	9.0%
	Ever seriously consider suicide	2.2%	3.0%
Resident/Immediate Family Member Diagnosed by Medical Professional	Anxiety or emotional problems	25.2%	32.0%
	Depression	21.7%	34.0%
	Anxiety disorder such as OCD or panic	11.2%	19.0%
	ADD/ADHD	8.9%	13.0%
	Posttraumatic stress disorder	5.4%	6.0%
	Alcohol/Substance Abuse/Dependence	4.3%	13.0%
	Bipolar	3.8%	9.0%
	Developmental disability	3.2%	6.0%
	Autism spectrum	2.4%	4.0%
	Life adjustment disorder	2.2%	3.0%
	Other mental health disorder	1.8%	6.0%
	Other trauma	1.4%	5.0%
Summary: Access to Oral Health Care			
Last Dental Checkup- Within past year		73.2%	80.0%
Summary: Smoking and Tobacco Use			
Smoked 100 or more cigarettes in life	Yes	36.6%	33.0%
	No	63.4%	67.0%
Summary: Alcohol and Substance Abuse			
Alcohol consumption	Every day/Some day	63.2%	74%
	Not at all	36.8%	26%
	<i>Average number of drinks per week</i>	<i>6.61</i>	<i>4.3</i>
Driven after drinking in past month	Yes	11.6%	30%
	No	88.4%	70%
During the last 6 month, anyone in household use. . .	Marijuana	7.4%	3.0%
	Amphetamines, methamphetamines	0.4%	<1%
	Cocaine or crack	0.2%	<1%
	Heroin	0.2%	<1%
	LSD or other hallucinogen	0.2%	<1%
	Inhalants	0.2%	<1%
	Ecstasy or GHB	0.2%	<1%
	Bath salts used illegally	0.2%	<1%
In past year taken prescriptions	Not belong to them	1.6%	5.0%
	Different than prescribed	2.8%	
	Take to Take Back Center	34.9%	5.0%
	Keep them in case I need them	26.1%	13.0%

2021 Putnam County – CHNA Year over Year Comparisons, *Continued*

		2021	2016
How typically get rid of unused prescription medication	Throw them in trash	16.4%	16.0%
	Flush down toilet	13.2%	13.0%
	Something else	8.9%	-
	Give them to someone else	0.4%	-
Aware of addiction treatment	Yes	49.5%	-
	No	50.5%	-
Know someone needed treatment in	Yes	7.1%	-
	No	92.9%	-
Summary: Healthy Living			
BMI (calculated based on self-reported weight and height)	Under weight	0.7%	-
	Normal weight	21.6%	25.0%
	Overweight	33.4%	36.0%
	Obese	44.3%	38.0%
Tried to lose weight over last 12 months	Yes	61.3%	42.0%
	No	38.7%	58.0%
Average number of hours a day	Watch TV	2.98	2.3
	Play video games	0.57	0.1
	Use computer outside of work	1.45	1.0
	Use cell phone	3.30	1.2
How often eat fresh fruits and vegetables	0-1 times/week	10.1%	-
	2-4 times/week	37.4%	-
	Once a day	27.9%	-
	2-4 times a day	21.4%	-
	5 or more times a day	3.2%	1.0%
Summary: Prevention, Testing and Screening			
Had test	Blood Cholesterol Check	88.0%	88.0%
	Mammogram (women only)	68.6%	77.0%
	PAP Smear (women only)	91.9%	77.0%
	PSA test for prostate cancer	40.1%	47.0%
	Colonoscopy	52.3%	64.0%
Summary: Immunizations			
Had vaccines	Annual flu vaccine	44.7%	55.0%
	Tetanus booster (last 10 years)	64.0%	76.0%
	Pneumonia vaccine (in lifetime)	33.6%	27.0%
	HPV vaccine (in lifetime)	10.9%	8.0%
	Shingles vaccine (in lifetime)	30.6%	19.0%
	Chicken Pox vaccine (in lifetime)	41.2%	41.0%
	Measles vaccine (in lifetime)	60.3%	72.0%
Summary: Been Diagnosed with Chronic Disease			
Respondent diagnosed	High blood pressure	36.3%	30.0%
	Arthritis	27.9%	35.0%
	High cholesterol	26.8%	33.0%
	Diabetes	17.7%	9.0%
	Any form of cancer	11.7%	12.0%

2021 Putnam County – CHNA Year over Year Comparisons, *Continued*

Putnam County Percentage of Children under 18 in Poverty							
	# Children (2019)	2015	2016	2017	2018	2019	Change 2013-2017
Putnam	8,656	11.4%	10.7%	9.7%	9.5%	11.4%	0.0%
Ohio	2,574,847	22.8%	22.1%	21.3%	20.8%	19.9%	-2.9%
Percentage of Children under 5 years in Poverty							
	# Children (2019)	2017	2018	2019	Change 2017-2019		
Putnam	2,271	13.7%	13.1%	19.4%	+5.7%		
Ohio	686,672	25.1%	24.3%	23.0%	+2.1%		

SOURCE: U.S. Census Bureau, American Fact Finder, American Community Survey 5-Year Estimates

		2021	2016
	Heart disease or heart attack	9.8%	3.0% ¹
	Asthma	9.2%	10.0%
	Stroke	2.5%	1.0%
Summary: Housing			
Percentage of household income goes to housing	Less than 30%	63.1%	49.0%
	30%-50%	25.9%	24.0%
	50% or higher	11.0%	9.0%
Summary: Safety and Violence			
Firearms in home	Yes	53.2%	55.0%
	No	46.8%	45.0%
Ever been abused	Yes	20.6%	20.0%
	No	79.4%	80.0%

2021 Putnam County – CHNA Year over Year Comparisons, *Continued*

Death Rates for General Causes of Death (<i>death per 100,000 population</i>)												
	Putnam County						Ohio					
	2016	2017	2018	2019	2020*	Change	2016	2017	2018	2019	2020*	Change
Malignant Neoplasms	185.3	215.5	189.3	189.1	136.7	-26%	219.1	219.8	215.5	215.2	212.6	-3%
Diseases of the heart	167.6	224.4	236.6	283.7	237.7	+42%	235.5	240.0	250.1	249.3	261.1	+11%
Alzheimer’s Disease	61.8	53.1	32.5	50.2	35.7	-42%	43.2	43.9	46.2	44.8	50.9	+18%
CLRD	55.9	53.1	73.9	59.1	65.4	+17%	60.3	62.7	64.4	61.3	60.2	-0.2%
Cerebrovascular	55.9	56.1	26.6	35.5	35.7	-36%	51.4	55.1	55.9	55.6	60.3	+17%
Diabetes	20.6	35.4	47.3	35.5	47.5	+130%	30.7	32.1	32.9	33.1	37.5	+22%
Suicide	14.7	14.8	5.9	8.9	11.9	-19%	14.7	14.9	15.7	15.5	14	-5%
Flu & Pneumonia	38.2	41.3	23.7	20.7	20.8	-71%	18.8	19.2	20.5	16.5	17.5	-7%
Accidents	70.6	38.4	47.3	20.7	50.5	-28%	68.7	76.9	66.4	70.9	80.7	+17%

CLRD- Chronic Lower Respiratory Diseases, SOURCE: Ohio Department of Health, ODH Data Warehouse, *2020 is not yet finalized and may change

Summary: Alcohol and Substance Abuse				
		%	N	
Alcohol consumption	Every day	10.9%	398	
	Some days	52.3%		
	Not at all	36.8%		
	<i>Average number of drinks per week</i>	<i>6.61</i>		<i>248</i>
	<i># of days had 5+ drinks past month (men)</i>	<i>3.65</i>		<i>141</i>
	<i># of days had 4+ drinks past month (women)</i>	<i>2.49</i>		<i>103</i>
Driven after drinking alcohol in past month	Yes	11.6%	400	
	No	88.4%		
During the last 6 month, anyone in household use. . .	Marijuana	7.4%	400	
	Amphetamines, methamphetamines or speed	0.4%		
	Cocaine or crack	0.2%		
	Heroin	0.2%		
	LSD or other hallucinogen	0.2%		
	Inhalants	0.2%		
	Ecstasy or GHB	0.2%		
	Bath salts used illegally	0.2%		
	Something else	0.8%		
In past year. . .	Taken prescriptions not belonging to them	1.6%	398	
	Taken prescriptions different than prescribed	2.8%	397	
How typically get rid of unused prescription medication	Take to Take Back Center	34.9%	387	
	Keep them in case I need them in the future	26.1%		
	Throw them in trash	16.4%		
	Flush down toilet	13.2%		
	Something else	8.9%		
	Give them to someone else who needs them	0.4%		
Aware of drug or alcohol addiction treatment	Yes	49.5%	398	
	No	50.5%		
Have you or someone you know needed treatment in past year	Yes	7.1%	397	
	No	92.9%		












2021 Putnam County – CHNA Year over Year Comparisons, *Continued*

Summary: Smoking and Tobacco Use			
		% of Residents	N
Smoked 100 or more cigarettes in life	Yes	36.6%	398
	No	63.4%	
Tobacco usage	Everyday	14.5%	397
	Some days	4.8%	
	Not at all	80.7%	
Electronic Cigarette/Vape Usage	Everyday	1.6%	397
	Some days	2.6%	
	Not at all	95.8%	
Likelihood of quitting smoking or vaping	Very likely	16.5%	82
	Somewhat likely	50.7%	
	Not at all likely	32.8%	
Interest in smoking cessation program	Very interested	9.9%	82
	Somewhat interested	25.8%	
	Not at all interested	64.3%	
Seriousness of youth vaping problem	Very serious	16.6%	380
	Moderately serious	40.3%	
	Not too serious	25.8%	
	Not really a problem	17.3%	

Summary: Housing			
		%	#
Percentage of household income goes to housing	Less than 30%	63.1%	386
	30%-50%	25.9%	
	50% or higher	11.0%	


Summary: Prevention, Testing and Screening			
		% of Residents	N
Ever had test?	Blood Pressure Check	96.9%	396
	PAP Smear (women only)	91.9%	201
	Blood Cholesterol Check	88.0%	398
	Mammogram (women only)	68.6%	201
	Colonoscopy	52.3%	398
	PSA test for prostate cancer	40.1%	195
	Skin Cancer Exam	33.6%	398

2019 Auglaize County – CHNA Adult Trend Summary

Adult Variables	Auglaize County 2008	Auglaize County 2012	Auglaize County 2017	Ohio 2015	U.S. 2015
Health Status					
Rated health as excellent or very good	54%	53%	50%	52%	52%
Rated general health as fair or poor 	11%	11%	11%	17%	16%
Rated their mental health as not good on four or more days in the previous month	19%	20%	27%	N/A	N/A
Average days that physical health not good in past month	N/A	2.8	4.3	4.0*	3.8*
Average days that mental health not good in past month	N/A	2.9	4.1	4.3*	3.7*
Average days that poor physical or mental health kept them from doing their usual activities in past month	N/A	2.0	2.8	N/A	N/A
Healthcare Coverage, Access, and Utilization					
Uninsured	6%	12%	9%	8%	11%
Had at least one person they thought of as their personal doctor or health care provider 	77%	77%	92%	82%	79%
Visited a doctor for a routine checkup in the past year 	45%	52%	59%	72%	70%
Arthritis, Asthma, & Diabetes					
Has been diagnosed with diabetes 	8%	11%	11%	11%	10%
Has been diagnosed with arthritis	27%	38%	36%	28%	25%
Has been diagnosed with asthma 	9%	7%	10%	14%	14%
Cardiovascular Health					
Had angina 	8%	7%	5%	4%	4%
Had a heart attack 	6%	7%	6%	5%	4%
Had a stroke	4%	2%	4%	4%	3%
Has been diagnosed with high blood pressure 	35%	41%	37%	34%	31%
Has been diagnosed with high blood cholesterol	30%	37%	34%	37%	36%
Had blood cholesterol checked within the past 5 years	74%	78%	75%	78%	78%
Weight Status					
Overweight	39%	33%	39%	37%	36%
Obese 	33%	38%	39%	30%	30%
Alcohol Consumption					
Had at least one alcoholic beverage in past month	57%	51%	61%	53%	54%
Binged in past month (5 or more drinks in a couple of hours on an occasion) 	20%	20%	28%	18%	16%
Tobacco Use					
Current smoker (currently smoke some or all days) 	18%	19%	17%	22%	18%
Former smoker (smoked 100 cigarettes in lifetime & now do not smoke)	22%	23%	27%	24%	25%

N/A - Not available

*2014 BRFSS Data

 Indicates alignment with Ohio SHA

2019 Auglaize County – CHNA Adult Trend Summary, *Continued*









Adult Variables	Auglaize County 2008	Auglaize County 2012	Auglaize County 2017	Ohio 2015	U.S. 2015
Drug Use					
Adults who used marijuana in the past 6 months	1%	6%	6%	N/A	N/A
Adults who misused prescription drugs in the past 6 months	2%	3%	4%	N/A	N/A
Preventive Medicine					
Had a flu shot in the past year (age 65 and older)	N/A	65%	67%	58%	61%
Had a pneumonia vaccine (age 65 and older)	65%	58%	61%	72%	73%
Had a sigmoidoscopy/colonoscopy in the past 5 years (ages 50 and over)	N/A	50%	52%	68%*	69%*
Had a clinical breast exam in the past two years (age 40 and older)	71%	77%	66%	N/A	N/A
Had a mammogram in the past two years (age 40 and older)	64%	71%	64%	72%*	73%*
Had a pap smear in the past three years	70%	65%	64%	74%*	75%*
Had a PSA test in within the past year (age 40 & over)	N/A	N/A	48%	43%*	43%*
Had a digital rectal exam within the past year	24%	24%	12%	N/A	N/A
Quality of Life					
Limited in some way because of physical, mental or emotional problem	16%	22%	27%	21%	21%
Mental Health					
Considered attempting suicide in the past year	5%	3%	2%	N/A	N/A
Oral Health					
Adults who have visited the dentist in the past year	63%	65%	69%	65%*	65%*

N/A - not available

*2014 BFRSS Data


■ Indicates alignment with Ohio SHA

2019 Auglaize County – CHNA Youth Trend Summary




Youth Variables	Auglaize County 2008 (6 th -12 th)	Auglaize County 2012 (6 th -12 th)	Auglaize County 2017 (6 th -12 th)	Auglaize County 2017 (9 th -12 th)	Ohio 2013 (9 th -12 th)	U.S. 2015 (9 th -12 th)
Weight Control						
Obese 	14%	13%	18%	21%	13%	14%
Overweight 	13%	11%	14%	11%	16%	16%
Described themselves as slightly or very overweight	30%	28%	31%	31%	28%	32%
Exercised to lose weight	N/A	28%	43%	48%	N/A	N/A
Ate less food, fewer calories, or foods lower in fat to lose weight	N/A	8%	28%	32%	N/A	N/A
Went without eating for 24 hours or more	11%	2%	3%	4%	10%	13%*
Took diet pills, powders, or liquids without a doctor's advice	5%	1%	1%	2%	5%	5%*
Vomited or took laxatives	3%	0%	1%	1%	5%	4%*
Ate 1 to 4 servings of fruits and vegetables per day 	N/A	81%	79%	82%	N/A	N/A
Physically active at least 60 minutes per day on every day in past week	N/A	69%	25%	25%	26%	27%
Physically active at least 60 minutes per day on 5 or more days in past week	N/A	49%	48%	49%	48%	49%
Did not participate in at least 60 minutes of physical activity on any day in past week	N/A	12%	10%	9%	13%	14%
Unintentional Injuries and Violence						
Always wore a seatbelt	39%	39%	57%	60%	92%	94%
Rarely or never wore a seatbelt	11%	14%	6%	4%	8%	6%
Carried a weapon in past month	13%	10%	10%	9%	14%	16%
Carried a weapon on school property in past month	3%	2%	1%	1%	N/A	4%
Been in a physical fight in past year	25%	23%	21%	19%	20%	23%
Threatened or injured with a weapon on school property in past year	4%	5%	3%	3%	N/A	6%
Did not go to school because felt unsafe 	1%	3%	3%	2%	5%	6%
Electronically/cyber bullied in past year 	8%	14%	12%	12%	15%	16%
Bullied in past year	56%	45%	46%	46%	N/A	N/A
Hit, slapped, or physically hurt on purpose by their boyfriend or girlfriend in past year 	6%	8%	2%	3%	N/A	10%
Mental Health						
Youth who felt sad or hopeless almost every day for 2 or more weeks in a row 	21%	20%	24%	27%	26%	30%
Youth who had seriously considered attempting suicide in the past year 	13%	10%	13%	17%	14%	18%
Youth who had made a plan to attempt suicide	N/A	N/A	10%	12%	11%	15%
Youth who had attempted suicide in the past year	6%	4%	4%	4%	6%	9%
Suicide attempt resulted in an injury, poisoning, or overdose that had to be treated by a doctor or nurse	N/A	N/A	5%	6%	1%	3%

N/A – Not Available

*Comparative YRBS data for U.S. is 2013

 Indicates alignment with Ohio SHA

2019 Auglaize County – CHNA Youth Trend Summary, *Continued*


Youth Variables	Auglaize County 2008 (6 th -12 th)	Auglaize County 2012 (6 th -12 th)	Auglaize County 2017 (6 th -12 th)	Auglaize County 2017 (9 th -12 th)	Ohio 2013 (9 th -12 th)	U.S. 2015 (9 th -12 th)
Alcohol Consumption						
Ever had at least one drink of alcohol in lifetime	60%	58%	38%	53%	71%**	63%
Used alcohol during past month 	38%	28%	19%	28%	30%	33%
Binged during past month (5 or more drinks in a couple of hours on an occasion) 	26%	18%	12%	18%	16%	18%
Drank for the first time before age 13 (of all youth)	20%	16%	9%	7%	13%	17%
Rode with someone who was drinking in past month	23%	18%	16%	12%	17%	20%
Drank and drove (of youth drivers)	8%	7%	2%	2%	4%	8%
Tobacco Use						
Ever tried cigarettes	30%	29%	21%	31%	52%*	32%
Current smokers	16%	14%	6%	8%	15%	11%
Smoked cigarettes on 20 or more days during the past month (of all youth)	7%	5%	1%	2%	7%	3%
Smoked a whole cigarette for the first time before the age of 13 (of all youth)	10%	7%	4%	5%	14%*	7%
Tried to quit smoking (of youth who smoked in the past year)	40%	47%	66%	71%	56%*	45%
Sexual Behavior***						
Ever had sexual intercourse	25%	25%	11%	20%	43%	41%
Used a condom at last intercourse	61%	66%	31%	35%	51%	57%
Used birth control pills at last intercourse	33%	28%	21%	23%	24%	18%
Had four or more sexual partners (of all youth)	5%	7%	2%	3%	12%	12%
Had sexual intercourse before the age 13 (of all youth)	3%	3%	1%	1%	4%	4%
Did not use any method to prevent pregnancy during last sexual intercourse	17%	16%	7%	8%	12%	14%
Drug Use						
Used marijuana in the past month 	8%	11%	5%	7%	21%	22%
Used methamphetamines in their lifetime	1%	2%	0%	0%	N/A	3%
Used cocaine in their lifetime	3%	2%	1%	1%	4%	5%
Used heroin in their lifetime	2%	2%	0%	0%	2%	2%
Used inhalants in their lifetime	9%	8%	4%	5%	9%	7%
Used ecstasy/MDMA/Molly in their lifetime	N/A	2%	1%	2%	N/A	5%
Ever misused medications	9%	10%	5%	7%	N/A	N/A
Oral Health						
Visited a dentist for a check-up within the past year	77%	77%	74%	76%	75%	74%

N/A – Not Available

*Comparative YRBS data for U.S. is 2013

**Comparative YRBS data for Ohio is 2011

***Two out of five participating Auglaize County school districts did not ask sexual behavior questions. Please use data with caution.

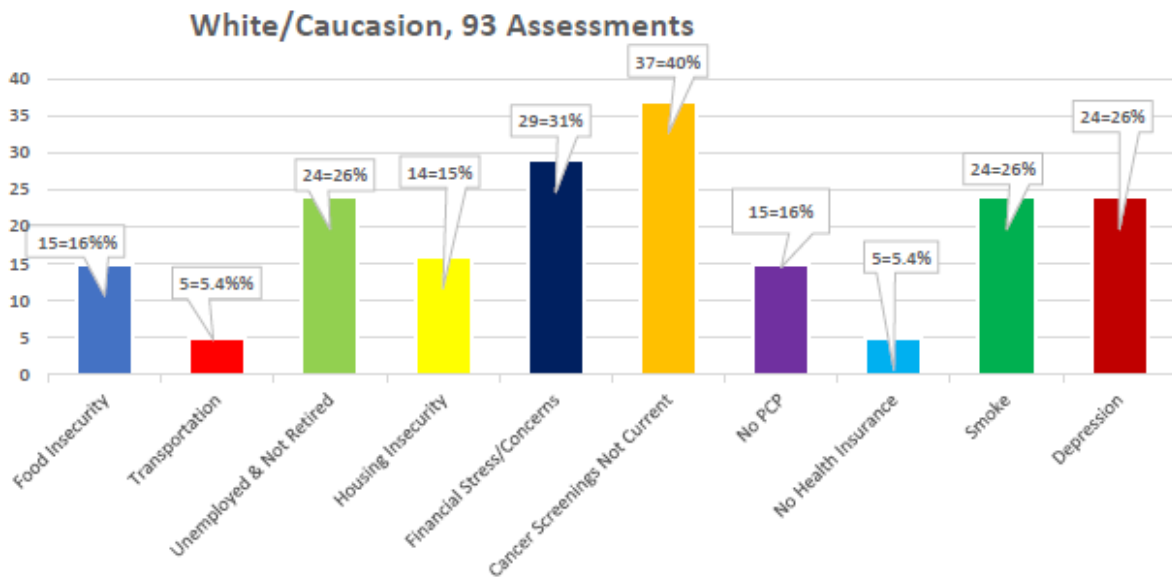
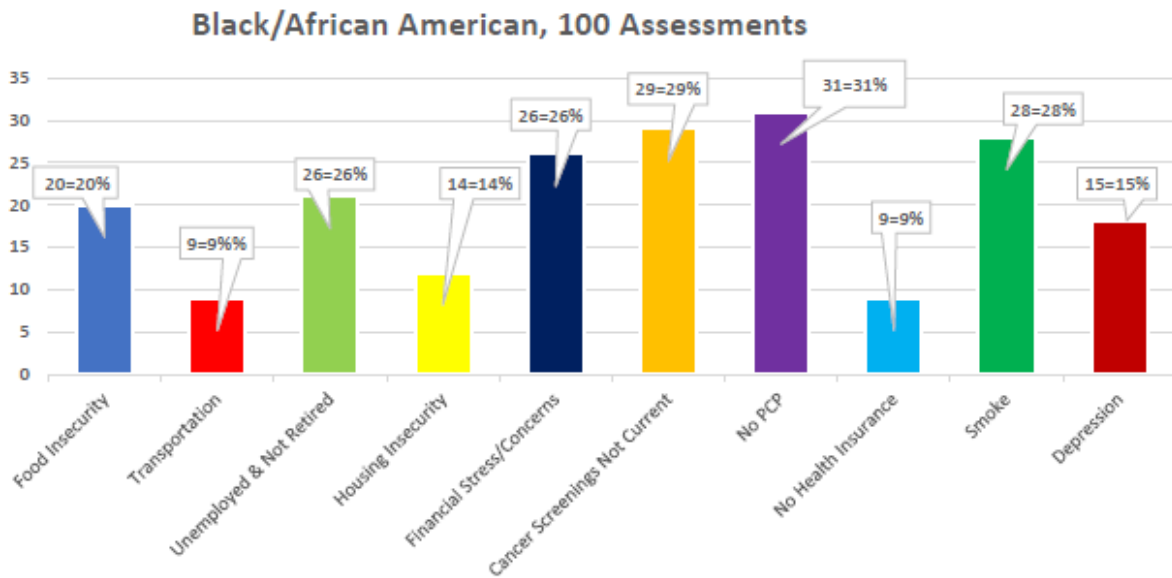
 Indicates alignment with Ohio SHA

Key Issue or Concern	Percent of Population At risk	Age Group (or Income Level) Most at Risk	Gender Most at Risk
Adult			
Weight Status – Obesity (5 votes)			
Adults who were classified as obese – 2017 CHA	39%	Age: 30-64 (44%) Income: <\$25K (38%)	Females (28%)
Chronic Disease – Cardiovascular Disease (HBP) (3 votes)			
Adults who had been diagnosed with high blood pressure – 2017 CHA	37%	Age: 65+ (60%) Income: <\$25K (54%)	Females (38%)
Health Behaviors – Mental Health (3 votes)			
Adults experienced not getting enough rest or sleep almost every day for two weeks or more – 2017 CHA	22%	N/A	N/A
Adults who used a program or service for themselves or a loved one to help with depression, anxiety, or emotional problems – 2017 CHA	9%	N/A	N/A
Social Conditions – Social Determinants of Health (2 votes)			
Adults attempting to get assistance from a social service agency – 2017 CHA	19%	Income: <25K (52%)	N/A
Auglaize County residents that were living in poverty – 2015 US Census Bureau, Small Area Income & Poverty Estimates	9%	N/A	N/A
Healthcare Access: Access and Utilization (2 votes)			
Adults who visited a doctor for a routine checkup in the past year – 2017 CHA	59%	Age: Under 30 (27%) Income: <\$25K (67%)	Males (55%)
Adult (Continued)			
Chronic Disease – Cancer (1 vote)			
Adults who were diagnosed with cancer at some point in their lives – 2017 CHA	14%	N/A	N/A
Health Behaviors – Alcohol Use (1 vote)			
Adults reported they have five or more alcoholic drinks (for males) or four or more drinks (for females) on an occasion in the last month and would be considered binge drinkers – 2017 CHA	28%	N/A	N/A
Health Behaviors – Tobacco Use (1 vote)			
Adults who were current smokers – 2017 CHA	17%	Age: Under 30 (42%) Income: <\$25K (26%)	Females (18%)
Chronic Disease – Quality of Life (1 vote)			
Adults who were limited in some way because of physical, mental, or emotional problem – 2017 CHA	27%	Age: 65+ (46%) Income: <\$25K (52%)	Females (29%)

2021 Place-based Disparities Health Needs Assessment Data

HNA Data

Black/ African Americana Health needs responses in comparison to white counterparts.



Blacks & African Americans are responding with a higher prevalence of health needs, especially in the following areas:

- Black/AA responses show a significantly higher rate of not having health insurance. 9% compared to 5.4%
- Black/AA responses show significantly higher rates of non-establishment of PCP. 31% to 16%
- Black/AA responses show significantly higher rates of transportation hardship. 9% to 5.4%
- Higher rate of food insecurity for Black/AA. 20% to 16%

Whites however have been polling higher in not being current with screenings and experiencing financial stress.

2021 Place-based Disparities Health Needs Assessment Data, *Continued*

201 Total Individual Health Needs Assessments		White	Black/African American	Asian	Hispanic/Latino
Gender					
Total		93	100	6	2
Male		43	58	1	0
Female		50	42	5	2
Age					
18-29	Total	19	18	0	0
	Male	14	12	0	0
	Female	5	10	0	0
30-44	Total	27	20	1	1
	Male	10	13	1	0
	Female	17	7	0	1
45-64	Total	34	26	4	1
	Male	15	15	4	0
	Female	19	11	0	1
65+	Total	9	29	1	0
	Male	4	10	1	0
	Female	5	19	0	0
N/A	Total	3	3	0	0
Disparities					
Food Insecurity		15	20	2	0
Transportation		5	9	2	0
Unemployed & Not Retired		24	26	2	1
Housing Insecurity		14	14	1	0
Financial Stress/Concerns		29	26	2	0
Utility Shut-off past 12 mo?		9	6	1	0
No PCP or N/A		15	31	1	0
No Health Insurance or N/A		5	9	0	0
Preventative Screenings (Not current or N/A)		37	29	1	1
	Prostate	14	9	0	0
	Mammogram	9	3	1	0
	Colon Screen	17	13	0	0
Mental Health (Depression)		24	18	2	0
Current Smoker		24	28	2	0
Allen County Zip Code					
45801		30	37	2	0
45802		1	1	2	0
45804		19	35	0	0
45805		15	20	0	1
45806		9	0	0	0
45807		8	2	2	0
45817		1	0	0	0
45820		1	0	0	0
45887		0	0	0	0
Outside County Zip Code		2	0	0	0
Blank or N/A		7	4	0	1

2021 Activate Allen County Block Party Survey Data

Activate Allen County hosted four block parties this year to bring the community together and get outside with their neighbors. There were several agencies there to promote the importance of health screenings, give COVID-19 vaccinations, discuss healthy eating habits, Fun events for kids and much more. During this event, organizers asked the attendees to answer a few questions regarding their community. The total number of surveys received was 350.

Locations

South Jackson Community Garden
 Bradfield Community Center
 Mercy Health
 Martin Luther King Jr. Park

Four survey questions were asked:

1. Who do you trust in our community? (most common answers below)

- God (Jesus Christ, local church)
- Police (law enforcement)
- First responders
- No one
- Neighbors
- Family
- "Myself"
- Hospitals and healthcare facilities (Doctors).

2. Do you feel safe in the neighborhood/community that you live in?

Safety	Yes	No	Sometimes
South Jackson	49	12	15
Bradfield	122	41	27
Mercy Health	39	2	0
MLK	38	5	0
Totals	248	60	42

2021 Activate Allen County Block Party Survey Data, *Continued*

- 248 out of 350, or 71% of those surveyed said they felt safe in their neighborhood.
- 17% said they did not feel safe in their neighborhood.
- 12% said they sometimes felt safe in their neighborhood.

3. Please rank the following concerns from 1 to 5 (1 being what you are most concerned about and 5 being what you are least concerned about)

Concerns	1	2	3	4	5
Drug Abuse	167	62	24	48	50
Healthcare Access	101	47	74	50	63
Housing	96	110	53	50	27
Transportation	47	24	39	48	92
Community Violence	100	40	39	31	45

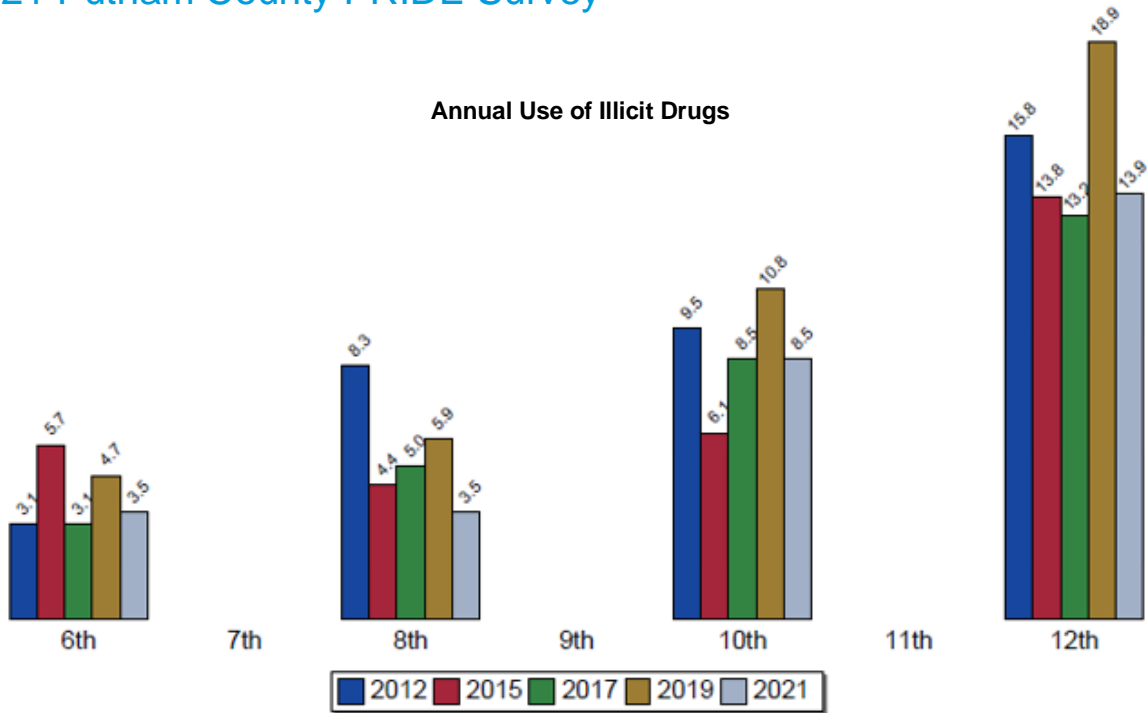
- The highest ranked concern in the community was drug abuse, 48% of those surveyed said that drug abuse was their primary concern.
- Of those surveyed, 31% ranked housing as their second concern.
- Transportation was of a lesser concern for the community, with 26% of those surveyed ranking it 5th.

4. In your opinion, What is Lima’s best asset? (most common answers below)

- Downtown
- Strong community presence (community events)
- Parks (lots to do for kids, outside)
- Jobs (tank plant, office work)
- The people
- Family oriented
- Cost of living
- Healthcare
- Ability to keep growing

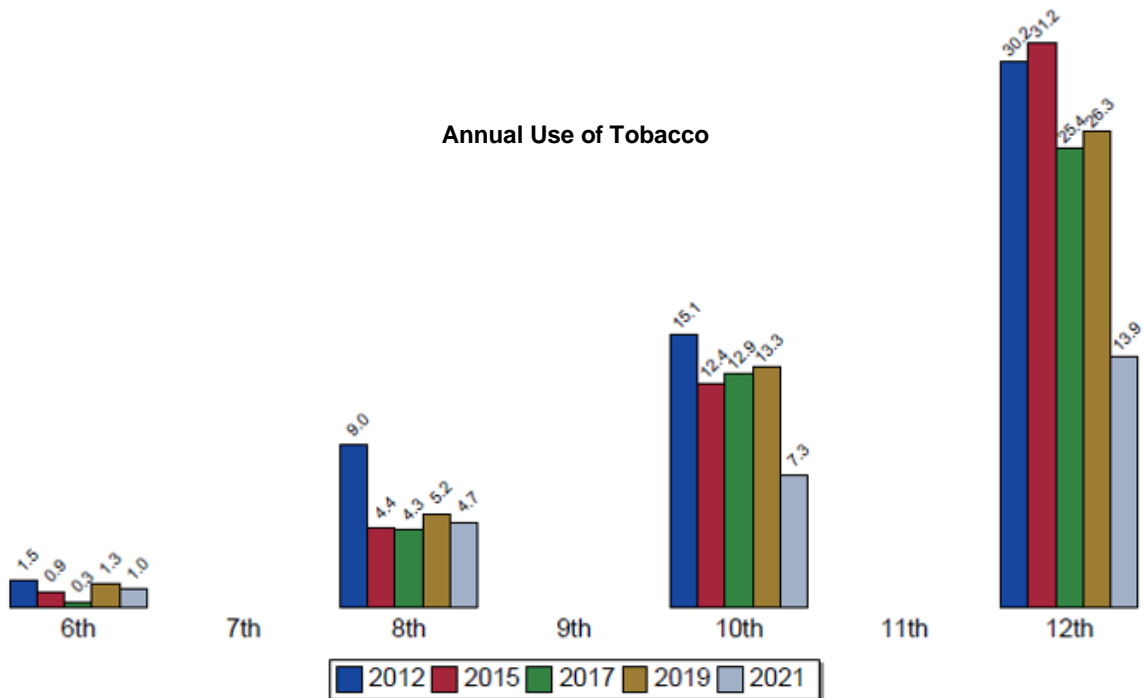
2021 Putnam County PRIDE Survey

Annual Use of Illicit Drugs



Source: Pride Survey

Annual Use of Tobacco



Source: Pride Survey

Metopio Data Comparison – Allen, Auglaize and Putnam Counties, *Continued*

Table of Allen County, OH

Topic	Allen County, OH	Auglaize County, OH	Putnam County, OH	Ohio
Economic				
Income				
Median household income 2016-2020	\$54,690 ± \$2,327	\$69,762 ± \$2,736	\$71,445 ± \$3,711	\$61,249 ± \$240
Poverty				
Hardship Index score, 2015-2019	48.5 ± 0.0	36.4 ± 0.0	34.4 ± 0.0	44.9 ± 0.0
Poverty rate % of residents, 2016-2020	12.88 ± 1.01	7.89 ± 1.17	7.78 ± 1.43	13.62 ± 0.16
Below 200% of poverty level % of residents, 2016-2020	32.85 ± 1.97	21.80 ± 2.49	19.69 ± 2.38	30.49 ± 0.23
Housing				
Evictions				
Rental Assistance Priority Index 2020	-0.18 ± 0.00	-0.48 ± 0.00	-0.63 ± 0.00	—
Housing Costs				
Housing cost burden % of occupied housing units, 2016-2020	23.80 ± 1.43	17.20 ± 1.90	15.37 ± 1.93	25.34 ± 0.16
Severely rent-burdened % of renter-occupied housing units, 2016-2020	22.12 ± 2.31	15.15 ± 3.29	14.76 ± 3.87	20.30 ± 0.27
Occupancy				
Owner occupied % of occupied housing units, 2016-2020	66.72 ± 1.22	75.86 ± 2.02	82.32 ± 1.22	66.31 ± 0.28
Renter occupied % of occupied housing units, 2016-2020	33.28 ± 1.48	24.14 ± 2.04	17.68 ± 1.84	33.69 ± 0.16

Metopio Data Comparison – Allen, Auglaize and Putnam Counties, *Continued*

Jobs				
Employment				
Disconnected youth % of residents aged 16-19, 2016-2020	6.81 ± 2.56	2.78 ± 3.17	4.29 ± 4.58	6.06 ± 0.26
Unemployment rate (BLS) % , Oct 2021	4.2 ± 0.0	3.5 ± 0.0	2.5 ± 0.0	3.5 ± 0.0 (Nov 2021 data)
Environmental				
Mode of Transportation				
Public transportation to work % of workers 16 years and older, 2016-2020	0.72 ± 0.32	0.26 ± 0.35	0.35 ± 0.31	1.44 ± 0.04
Community				
Civic Life				
Suicide mortality deaths per 100,000 , 2015-2019	13.7 ± 2.8	10.8 ± 3.8	11.2 ± 4.7	14.6 ± 0.3
Demographic				
Race/Ethnicity				
Minority health social vulnerability index percentile, 2021	59.46 ± 0.00	20.67 ± 0.00	3.76 ± 0.00	–
Behaviors				
Behaviors				
Binge drinking % of adults, 2019	17.50 ± 0.00	20.00 ± 0.00	21.20 ± 0.00	18.28 ± 0.00
Visited doctor for routine checkup % of adults, 2019	76.30 ± 0.00	76.60 ± 0.00	75.70 ± 0.00	76.67 ± 0.00
No exercise % of adults, 2019	34.0 ± 0.0	27.8 ± 0.0	28.2 ± 0.0	29.1 ± 0.0
Cigarette smoking prevalence % of adults, 2019	22.8 ± 0.0	21.6 ± 0.0	19.4 ± 0.0	22.1 ± 0.0

Metopio Data Comparison – Allen, Auglaize and Putnam Counties, *Continued*

Vaccines/Screenings

Colorectal cancer screening % of adults, 2018	62.30 ± 2.55	64.20 ± 3.05	64.20 ± 2.75	62.56 ± 0.64
Mammography use Females % of adults, 2018	72.40 ± 3.90	72.70 ± 4.35	74.50 ± 4.20	74.00 ± 0.89

Access to Health Care

Routine Visits

Visited doctor for routine checkup % of adults, 2019	76.30 ± 0.00	76.60 ± 0.00	75.70 ± 0.00	76.67 ± 0.00
---	--------------	--------------	--------------	--------------

Health Care Utilization

Emergency Department

Medicare emergency department visit rate visits per 1,000 beneficiaries 2018	839.00 ± 0.00	635.00 ± 0.00	674.00 ± 0.00	734.00 ± 0.00
--	---------------	---------------	---------------	---------------

Prescriptions

Opioid Dispensing Rate prescriptions per 100 people, 2020	67.5 ± 0.0	20.5 ± 0.0	15.9 ± 0.0	47.4 ± 0.0
--	------------	------------	------------	------------

Quality

Hierarchical Condition Category (HCC) score 2018	1.030 ± 0.000	0.920 ± 0.000	0.930 ± 0.000	1.000 ± 0.000
Medicare readmissions readmissions, 2018	876 ± 0	293 ± 0	218 ± 0	57,339 ± 0
Readmission rate (Medicare) % of hospital admissions, 2018	19.21 ± 0.00	16.62 ± 0.00	16.98 ± 0.00	18.17 ± 0.00

Utilization (episodes)

Emergency department visits total visits, 2018	101,145 ± 0	13,524 ± 0	0 ± 0	6,322,856 ± 0
Hospital admissions admissions, 2018	25,414 ± 0	2,109 ± 0	0 ± 0	1,505,137 ± 0

Metopio Data Comparison – Allen, Auglaize and Putnam Counties, *Continued*

Life expectancy

Life expectancy years, 2010-2015	77.7 ± 0.6	78.7 ± 0.8	80.6 ± 1.0	77.3 ± 0.1
----------------------------------	------------	------------	------------	------------

Mortality

Drug overdose mortality deaths per 100,000, 2016-2020	29.45 ± 4.24	10.71 ± 3.84 (2015-2019 data)	10.02 ± 4.75 (2015-2019 data)	41.37 ± 0.46
---	--------------	-------------------------------	-------------------------------	--------------

Cancer mortality deaths per 100,000, 2019	171.5 ± 18.6	170.0 ± 27.2	131.1 ± 27.5	163.0 ± 1.7
---	--------------	--------------	--------------	-------------

Suicide mortality deaths per 100,000, 2015-2019	13.7 ± 2.8	10.8 ± 3.8	11.2 ± 4.7	14.6 ± 0.3
---	------------	------------	------------	------------

Years of potential life lost life-years lost per 100,000, 2018-2020	8,982.7 ± 0.0	6,966.9 ± 0.0	5,549.9 ± 773.3 (2012-2014 data)	9,248.4 ± 0.0
---	---------------	---------------	----------------------------------	---------------

Self-Assessment

Depression % of adults, 2019	20.60 ± 0.00	22.00 ± 0.00	19.60 ± 0.00	21.69 ± 0.00
------------------------------	--------------	--------------	--------------	--------------

Health Outcomes

Chronic Disease

Diagnosed diabetes % of adults, 2019	11.7 ± 0.0	9.4 ± 0.0	9.4 ± 0.0	10.8 ± 0.0
--------------------------------------	------------	-----------	-----------	------------

Newly diagnosed diabetes % of adults, 2017	9.8 ± 2.9	6.6 ± 2.9	5.7 ± 2.8	6.3 ± 1.3 (2016 data)
--	-----------	-----------	-----------	-----------------------

Depression % of adults, 2019	20.60 ± 0.00	22.00 ± 0.00	19.60 ± 0.00	21.69 ± 0.00
------------------------------	--------------	--------------	--------------	--------------

High blood pressure % of adults, 2019	32.70 ± 0.00	31.60 ± 0.00	29.40 ± 0.00	31.68 ± 0.00
---------------------------------------	--------------	--------------	--------------	--------------

Obesity % of adults, 2019	39.3 ± 0.0	39.2 ± 0.0	36.7 ± 0.0	36.5 ± 0.0
---------------------------	------------	------------	------------	------------

Hospitalizations

Hospital admissions admissions, 2018	25,414 ± 0	2,109 ± 0	0 ± 0	1,505,137 ± 0
--------------------------------------	------------	-----------	-------	---------------

Hospitalizations (cases)

Hospital admissions admissions, 2018	25,414 ± 0	2,109 ± 0	0 ± 0	1,505,137 ± 0
--------------------------------------	------------	-----------	-------	---------------

Infant Health

Preterm births % of live births, 2016-2020	14.9 ± 0.0	10.8 ± 2.3 (2013 data)	9.5 ± 2.3 (2013 data)	12.0 ± 0.0
--	------------	------------------------	-----------------------	------------

Board Approval

The Institute for Orthopaedic Surgery (IOS) 2022 Community Health Needs Assessment was approved by the Institute for Orthopaedic Surgery Board of Trustees on November 14, 2022.

Board Signature: _____
Date: 11/14/2022 _____

For further information or to obtain a hard copy of this Community Health Needs Assessment (CHNA) please contact:
[Tyler Smith, tssmith1@mercy.com]

Mercy Health CHNA Website: <https://www.mercy.com/about-us/mission/giving-back/community-health-needs-assessment>

Institute for Orthopaedic Surgery Website:
<http://www.ioshospital.com/orthopaedics/communityHealthNeedsAssessment.aspx>